

# NCAA Gymnastics Score Sheet

Teams: Home Ohio State Univ.

Visitor Stanford Univ.

Date Apr 16, 2022

Place Lloyd Noble Center

Attendance 0

Name	D	1	2	3	4	5	nd	AVE
1 Jakob Murray	813	5.2	8.7	8.8	8.5	8.6	8.5	13.800
2 Kazuki Hayashi	808	5.3	7.8	8.2	8.1	8.2	8.0	13.400
3 Justin Ah Chow	801	5.9	8.4	8.2	8.2	8.4	8.4	14.233
4 Kameron Nelson	814	5.7	7.6	7.8	7.5	7.4	7.7	13.300
5 Jesse Tyndall	821	5.6	8.8	8.8	8.8	8.5	8.6	14.333

Floor Score: **69.066** Running Score: **69.066**

Name	D	1	2	3	4	5	nd	AVE
1 Taylor Burkhardt	1205	5.7	8.6	8.6	8.3	8.5	8.5	14.233
2 Colt Walker	1221	5.9	8.4	8.7	8.5	8.3	8.3	14.300
3 Brody Malone	1212	5.5	9.0	9.2	9.1	9.1	9.1	14.600
4 Riley Loos	1211	5.7	8.9	8.9	8.8	8.7	8.6	14.500
5 Bryan Perla	1217	5.6	9.2	9.2	9.2	9.2	9.2	14.800

Floor Score: **72.433** Running Score: **72.433**

Name	D	1	2	3	4	5	nd	AVE
1 Andrew Brower	805	5.0	8.0	8.1	8.1	7.8	7.9	13.000
2 Curtis Chang	806	4.8	7.6	8.0	7.8	7.6	7.8	12.533
3 Justin Ah Chow	801	5.2	6.8	6.7	6.5	6.3	6.4	11.733
4 Trevor Cummings	807	5.3	8.3	8.3	8.2	8.3	8.4	13.600
5 Luke Smigliani	820	4.3	7.7	7.8	7.4	7.6	7.4	11.866

Pommel Score: **62.732** Running Score: **131.798**

Name	D	1	2	3	4	5	nd	AVE
1 Blake Sun	1219	5.1	8.5	8.7	8.7	8.6	8.6	13.733
2 Taylor Burkhardt	1205	5.0	8.8	8.6	8.5	8.7	8.8	13.700
3 Ian Gunther	1207	5.2	7.8	7.8	7.4	7.5	7.3	12.766
4 Brody Malone	1212	5.5	8.6	8.5	8.5	8.5	8.5	14.000
5 Khoi Young	1223	5.7	8.2	8.2	8.1	7.9	8.0	13.800

Pommel Score: **67.999** Running Score: **140.432**

Name	D	1	2	3	4	5	nd	AVE
1 Kameron Nelson	814	4.9	8.3	8.5	8.7	8.4	8.7	13.433
2 Tyler Rockwood	817	4.6	8.7	8.7	8.7	9.0	8.7	13.300
3 Luke Smigliani	820	4.5	8.4	8.4	8.3	8.7	8.0	12.866
4 Donovan Hewitt	809	5.4	8.2	8.3	8.2	8.5	8.1	13.633
5 Jesse Tyndall	821	5.1	8.8	9.0	8.9	8.7	8.9	13.966

Rings Score: **67.198** Running Score: **198.996**

Name	D	1	2	3	4	5	nd	AVE
1 Riley Loos	1211	5.7	8.8	9.0	8.9	8.8	9.1	14.600
2 Ian Gunther	1207	5.4	8.7	8.9	8.8	8.5	8.9	14.200
3 Brody Malone	1212	5.6	8.5	8.4	9.0	8.6	8.4	14.100
4 Mark Berlaqa	1201	5.3	9.4	9.4	9.1	9.2	9.0	14.533
5 Thomas Lee	1210	5.6	8.5	8.7	9.1	8.4	8.7	14.233

Rings Score: **71.666** Running Score: **212.098**

Name	D	1	2	3	4	5	nd	AVE	
1 Dexter Roettker	818	5.2	8.0	8.1	8.2	8.0	8.2	-0.1	13.200
2 Kameron Nelson	814	5.2	9.2	9.2	9.4	9.1	9.3	14.433	
3 Donovan Hewitt	809	5.2	8.7	8.5	8.7	8.6	8.9	13.866	
4 Justin Ah Chow	801	5.2	9.2	9.3	9.1	9.2	9.5	14.433	
5 Jesse Tyndall	821	4.8	9.3	9.4	9.3	9.3	9.3	14.100	

Vault Score: **70.032** Running Score: **269.028**

Name	D	1	2	3	4	5	nd	AVE
1 Curran Phillips	1218	5.2	9.5	9.5	9.6	9.5	9.5	14.700
2 Brody Malone	1212	5.2	9.3	9.2	9.4	9.4	9.3	14.533
3 Khoi Young	1223	5.6	9.4	9.3	9.4	9.3	9.3	14.933
4 Zach Martin	1213	5.3	9.6	9.7	9.6	9.6	9.4	14.900
5 Bryan Perla	1217	5.2	9.1	9.2	9.2	9.1	9.3	14.366

Vault Score: **73.432** Running Score: **285.530**

Name	D	1	2	3	4	5	nd	AVE
1 Andrew Brower	805	5.0	8.7	8.7	8.6	8.0	8.3	13.533
2 Domenic Sciulli	819	4.5	8.9	8.5	8.2	8.6	8.4	13.000
3 Jakob Murray	813	5.1	7.6	7.3	6.5	6.7	7.0	12.100
4 Justin Ah Chow	801	5.3	9.0	8.9	8.9	8.8	9.0	14.233
5 Jesse Tyndall	821	5.4	7.3	7.4	7.2	7.5	7.8	12.800

P. Bar Score: **65.666** Running Score: **334.694**

Name	D	1	2	3	4	5	nd	AVE
1 Ian Gunther	1207	5.4	8.5	8.8	9.0	8.9	8.8	14.233
2 Colt Walker	1221	6.0	8.7	8.9	8.6	8.5	8.4	14.600
3 Brody Malone	1212	5.5	7.1	7.3	7.4	7.6	7.2	12.800
4 Curran Phillips	1218	6.7	8.3	8.5	8.4	8.7	8.7	15.233
5 Blake Sun	1219	6.3	7.7	7.3	7.3	8.0	7.7	13.866

P. Bar Score: **70.732** Running Score: **356.262**

Name	D	1	2	3	4	5	nd	AVE
1 Domenic Sciulli	819	4.6	8.9	9.0	8.9	8.6	8.7	13.433
2 Dexter Roettker	818	5.1	7.9	8.2	8.2	7.7	8.2	13.200
3 Donovan Hewitt	809	4.4	7.7	7.3	7.5	7.1	7.6	11.866
4 Kazuki Hayashi	808	4.8	7.7	7.3	7.2	7.5	7.1	12.133
5 Jesse Tyndall	821	5.4	8.7	8.5	8.8	8.5	8.6	14.000

H. Bar Score: **64.632** Running Score: **399.326**

Name	D	1	2	3	4	5	nd	AVE
1 J.R. Chou	1206	4.9	8.2	8.2	8.3	8.4	8.5	13.200
2 Taylor Burkhardt	1205	5.0	8.2	8.6	8.2	8.3	8.1	13.233
3 Brody Malone	1212	6.3	8.3	8.0	8.4	8.6	8.5	14.700
4 Curran Phillips	1218	5.5	7.2	7.0	7.3	7.1	7.3	12.700
5 Ian Gunther	1207	4.8	8.8	8.9	8.6	8.8	8.5	13.533

H. Bar Score: **67.366** Running Score: **423.628**

Final Team Score: **399.326**

Final Team Score: **423.628**

### All-Arounders

	Tyndall	Ah Chow
FX	14.333	14.233
PH	12.433	11.733
SR	13.966	12.866
VT	14.100	14.433
PB	12.800	14.233
HB	14.000	13.066
AA	81.632	80.564

### All-Arounders

	Malone
FX	14.600
PH	14.000
SR	14.100
VT	14.533
PB	12.800
HB	14.700
AA	84.733

Judge's Signatures \* FX Lenny Lucarelli, Dave Millard \* PH Tim Michaels, Howard Steere \* SR Paul Evatt, Mitch Griffin \* VT Kevin Muenz, MacKenzie Dow \* PB Cameron Sweeny, Dave Johnson \* HB McKey Curth, Gerrit DeJonge

\* Head Judge FX Jeff Zach, Mike Brey, Greg Didech PH Andy Brown, Felix Aronovich, Michael N SR David Contreras, Andy Zembower, Dan VT Dean Matthews, Jonathan Conrad, Ed Y PB Devin DeBacker, Lynn Bowman, Mike H HB Karen Muschinske, Tom McNamee, Chri

Coach's Signature Rustam Sharipov

Coach's Signature Thom Glielmi

# NCAA Gymnastics Score Sheet

Teams: Home Univ. Of Illinois

Visitor Univ. Of Michigan

Date Apr 16, 2022

Place Lloyd Noble Center

Attendance 0

Name	D	1	2	3	4	5	nd	AVE
1 Dylan Kolak	410	5.3	8.3	8.0	8.3	8.2	8.0	13.466
2 Josh Cook	404	5.5	8.8	8.8	8.7	8.6	8.6	14.200
3 Hamish Carter	403	5.6	8.6	8.6	8.8	8.7	8.8	14.300
4 Clay Stephens	413	5.7	7.9	8.0	8.0	8.0	7.9	13.666
5 Connor McCool	414	5.9	8.4	8.5	8.3	8.2	8.4	14.266

Name	D	1	2	3	4	5	nd	AVE	
1 Lais Najjar	513	5.2	8.4	8.8	8.5	8.6	8.7	13.800	
2 Cameron Bock	502	5.3	8.1	8.2	8.3	8.1	8.0	-0.1	13.333
3 Jacob Moore	512	5.6	9.0	8.8	9.1	9.1	9.0	14.633	
4 Nick Guy	506	5.7	8.5	8.6	8.2	8.5	8.5	14.200	
5 Paul Juda	507	5.4	8.9	8.9	8.9	9.0	9.0	14.333	

Floor Score: **69.898** Running Score: **69.898**

Floor Score: **70.299** Running Score: **70.299**

Pommel	1	2	3	4	5	nd	AVE	
1 David Pochinka	417	5.1	7.3	7.3	7.0	6.8	6.9	12.166
2 Will Hauke	407	5.2	4.6	4.6	4.4	4.3	4.0	9.633
3 Hamish Carter	403	5.4	7.5	7.6	7.3	7.4	7.2	12.800
4 Michael Fletcher	406	4.6	8.1	8.2	8.1	7.8	7.8	12.600
5 Ian Skirkey	419	6.1	6.1	6.0	5.8	5.5	5.8	11.966

Pommel	1	2	3	4	5	nd	AVE	
1 David Willett	521	5.1	7.9	8.2	8.0	8.3	8.2	13.233
2 Jacob Moore	512	5.0	8.4	8.4	8.3	8.2	8.3	13.333
3 Cameron Bock	502	5.3	8.1	8.0	8.0	7.9	7.7	13.266
4 Paul Juda	507	4.6	8.6	8.4	8.4	8.5	8.3	13.033
5 Markus Shears	516	5.3	8.0	7.8	7.9	7.6	7.8	13.133

Pommel Score: **59.165** Running Score: **129.063**

Pommel Score: **65.998** Running Score: **136.297**

Rings	1	2	3	4	5	nd	AVE	
1 Jordan Kovach	411	4.6	9.3	9.3	9.0	9.2	9.0	13.766
2 Hamish Carter	403	4.6	8.7	8.8	8.9	9.0	9.2	13.500
3 Logan Myers	416	4.4	9.2	8.9	9.2	9.1	9.2	13.566
4 Yan Inhaber-Courches	409	4.7	8.9	9.0	9.1	9.1	9.1	13.766
5 Ashton Anaya	401	5.6	8.6	8.7	8.8	8.9	8.5	14.300

Rings	1	2	3	4	5	nd	AVE	
1 Chris Read	515	5.0	8.4	8.3	8.5	8.9	8.7	13.533
2 Adam Wooten	523	5.1	8.3	8.5	8.4	8.8	8.5	13.566
3 Cameron Bock	502	4.7	8.5	8.5	8.7	8.5	9.0	13.266
4 Javier Alfonso	501	5.5	8.8	8.9	8.5	9.0	8.9	14.366
5 Paul Juda	507	5.1	8.7	9.0	8.8	9.1	8.9	14.000

Rings Score: **68.898** Running Score: **197.961**

Rings Score: **68.731** Running Score: **205.028**

Vault	1	2	3	4	5	nd	AVE		
1 Connor McCool	414	5.2	8.9	8.7	8.9	8.7	8.8	14.000	
2 Michael Fletcher	406	5.2	7.9	7.6	8.0	7.5	8.2	-0.1	12.933
3 Evan Manivong	412	5.2	9.3	9.3	9.3	9.4	9.4	14.533	
4 Clay Stephens	413	4.8	9.3	9.4	9.4	9.3	9.4	14.166	
5 Hamish Carter	403	4.8	9.6	9.5	9.6	9.4	9.4	14.300	

Vault	1	2	3	4	5	nd	AVE		
1 David Wolma	522	5.3	9.3	9.0	9.2	9.3	9.4	14.566	
2 Miles Miller	511	5.2	7.9	8.2	8.0	7.9	8.1	-0.3	12.900
3 Nick Guy	506	5.2	9.0	9.4	9.4	9.4	9.4	-0.1	14.500
4 Jacob Moore	512	5.2	9.3	9.1	9.1	9.2	9.1	14.333	
5 Paul Juda	507	5.3	9.7	9.7	9.7	9.7	9.7	15.000	

Vault Score: **69.932** Running Score: **267.893**

Vault Score: **71.299** Running Score: **276.327**

Parallel Bars	1	2	3	4	5	nd	AVE	
1 Michael Fletcher	406	5.0	7.0	6.8	6.5	6.4	7.0	11.766
2 Clay Stephens	413	5.1	8.3	8.9	8.4	8.7	8.7	13.700
3 Will Hauke	407	5.0	8.5	8.7	8.8	8.7	8.4	13.633
4 David Pochinka	417	5.4	8.0	8.3	8.3	8.2	8.4	13.666
5 Hamish Carter	403	5.0	8.6	8.4	8.5	8.4	8.6	13.500

Parallel Bars	1	2	3	4	5	nd	AVE	
1 Javier Alfonso	501	4.8	8.6	8.5	8.4	8.4	8.5	13.266
2 Virgil Watkins	520	5.6	8.2	8.4	8.4	8.4	8.4	14.000
3 Cameron Bock	502	5.4	8.2	8.6	8.4	8.5	8.6	13.900
4 Paul Juda	507	5.5	8.9	8.8	8.9	8.8	8.9	14.366
5 Evgeny Siminiuc	518	5.4	9.0	9.1	9.0	8.7	9.0	14.400

P. Bar Score: **66.265** Running Score: **334.158**

P. Bar Score: **69.932** Running Score: **346.259**

Horizontal Bar	1	2	3	4	5	nd	AVE	
1 Evan Manivong	412	4.9	8.9	8.8	8.5	8.9	8.7	13.700
2 Sebastian Ingersoll	408	4.7	6.9	6.6	6.4	6.5	6.5	11.233
3 Clay Stephens	413	4.8	7.3	8.2	7.9	8.0	7.6	12.633
4 Michael Fletcher	406	4.9	8.3	8.9	8.1	7.9	8.0	13.033
5 Hamish Carter	403	4.7	9.2	8.9	9.0	9.2	9.0	13.766

Horizontal Bar	1	2	3	4	5	nd	AVE	
1 Miles Miller	511	4.7	9.2	8.9	8.8	8.6	8.9	13.566
2 Crew Bold	503	5.0	6.8	7.0	7.2	7.2	7.3	12.133
3 Adam Wooten	523	5.3	8.8	8.5	8.7	8.8	8.6	14.000
4 Evgeny Siminiuc	518	4.9	9.1	9.3	9.0	8.9	9.1	13.966
5 Paul Juda	507	5.5	9.2	8.8	9.1	9.1	9.0	14.566

H. Bar Score: **64.365** Running Score: **398.523**

H. Bar Score: **68.231** Running Score: **414.490**

Final Team Score: **398.523**

Final Team Score: **414.490**

### All-Arounders

	Carter	Fletcher			
FX	14.300	13.133			
PH	12.800	12.600			
SR	13.500	13.433			
VT	14.300	12.933			
PB	13.500	11.766			
HB	13.766	13.033			
AA	82.166	76.898			

### All-Arounders

	Juda				
	14.333				
	13.033				
	14.000				
	15.000				
	14.366				
	14.566				
	85.298				

Judge's Signatures \* FX Lenny Lucarelli, Dave Millard \* PH Tim Michaels, Howard Steere \* SR Paul Evatt, Mitch Griffin \* VT Kevin Muenz, MacKenzie Dow \* PB Cameron Sweeny, Dave Johnson \* HB McKey Curth, Gerrit DeJonge

\* Head Judge FX Jeff Zach, Mike Brey, Greg Didech PH Andy Brown, Felix Aronovich, Michael N SR David Contreras, Andy Zembower, Dan VT Dean Matthews, Jonathan Conrad, Ed Y PB Devin DeBacker, Lynn Bowman, Mike H HB Karen Muschinske, Tom McNamee, Chri

Coach's Signature Justin Spring

Coach's Signature Xiao Yuan

# NCAA Gymnastics Score Sheet

Teams: Home Univ. Of Nebraska

Visitor Univ. Of Oklahoma

Date Apr 16, 2022

Place Lloyd Noble Center

Attendance 0

Name	D	1	2	3	4	5	nd	AVE
1 Dylan LeClair	712	4.6	8.7	8.9	8.8	8.9		13.466
2 Chris Hiser	708	5.0	8.6	8.7	8.5	8.6		13.566
3 Taylor Christophulos	703	5.5	8.8	8.6	8.9	8.8		14.266
4 Charlie Giles	706	5.4	8.8	8.6	8.9	8.8		14.166
5 Sam Phillips	717	5.5	7.6	8.3	7.9	7.8		13.366

Floor Score: 68.830 Running Score: 68.830

Name	D	1	2	3	4	5	nd	AVE
1 Emre Dodanli	905	5.2	9.2	9.3	9.3	9.3	9.2	14.466
2 Spencer Goodell	910	5.4	8.8	9.0	8.9	9.0	9.0	14.366
3 Fuzzy Benas	901	5.4	8.2	8.5	7.9	8.1	8.1	13.533
4 Jack Freeman	906	5.5	8.6	8.8	8.8	8.7	8.8	14.266
5 Vitaliy Guimaraes	912	5.5	9.1	9.0	9.1	9.1	9.1	14.600

Floor Score: 71.231 Running Score: 71.231

Pommel	Name	D	1	2	3	4	5	nd	AVE
1	Taylor Christophulos	703	4.8	8.2	7.9	8.0	8.2	8.0	12.866
2	Travis Wong	719	4.7	8.0	8.0	7.6	7.7	7.9	12.566
3	Khalil Jackson	709	4.7	8.1	8.2	8.3	8.2	8.4	12.933
4	Evan Kriley	711	5.2	8.1	7.9	8.2	8.0	8.1	13.266
5	Charlie Giles	706	5.6	7.7	7.9	7.7	7.6	7.9	13.366

Pommel Score: 64.997 Running Score: 133.827

Pommel	Name	D	1	2	3	4	5	nd	AVE
1	Raydel Gamboa	908	5.0	8.3	8.3	8.0	7.8	7.8	13.033
2	Braden Collier	903	5.2	8.0	8.0	7.7	7.6	7.8	13.033
3	Vitaliy Guimaraes	912	5.2	8.7	8.6	8.5	8.5	8.6	13.766
4	Fuzzy Benas	901	5.4	7.3	7.3	7.3	7.1	6.8	12.633
5	Zach Nunez	915	5.2	8.7	8.7	8.4	8.5	8.7	13.833

Pommel Score: 66.298 Running Score: 137.529

Rings	Name	D	1	2	3	4	5	nd	AVE
1	Dylan LeClair	712	4.7	8.8	8.9	8.8	8.7	8.4	13.466
2	Moritz Mueller	715	4.1	8.7	8.8	9.0	8.8	9.0	12.966
3	Liam Doherty-Herwitz	705	4.5	8.8	8.9	9.0	9.1	9.1	13.500
4	Sam Phillips	717	4.7	8.7	8.5	8.6	8.9	8.7	13.366
5	Dylan Young	720	4.7	8.6	8.7	8.8	8.6	8.8	13.400

Rings Score: 66.698 Running Score: 200.525

Rings	Name	D	1	2	3	4	5	nd	AVE
1	Daniel Simmons	919	4.6	8.8	9.0	9.3	8.8	8.7	13.466
2	Alan Camillus	902	5.1	8.6	8.7	8.9	8.8	8.7	13.833
3	Vitaliy Guimaraes	912	4.6	8.8	8.7	8.8	9.1	8.9	13.433
4	Fuzzy Benas	901	4.9	8.6	8.7	8.8	8.4	9.1	13.600
5	Spencer Goodell	910	5.1	8.3	8.4	9.1	8.6	8.4	13.566

Rings Score: 67.898 Running Score: 205.427

Vault	Name	D	1	2	3	4	5	nd	AVE
1	Dylan LeClair	712	4.8	9.1	8.9	8.9	9.4	9.2	13.866
2	Donte McKinney	713	5.2	9.4	9.7	9.4	9.3	9.4	14.600
3	Sam Phillips	717	5.2	9.3	9.0	9.4	9.2	9.3	14.466
4	Charlie Giles	706	5.2	9.3	9.3	9.2	9.0	9.2	14.433
5	Taylor Christophulos	703	5.2	9.3	9.2	9.0	9.2	9.3	14.433

Vault Score: 71.798 Running Score: 272.323

Vault	Name	D	1	2	3	4	5	nd	AVE
1	Vitaliy Guimaraes	912	4.8	9.5	9.6	9.7	9.4	9.5	14.333
2	Emre Dodanli	905	5.3	9.5	9.4	9.4	9.5	9.4	14.733
3	Daniel Simmons	919	5.2	8.0	7.8	8.0	7.6	8.1	-0.1 13.033
4	Josh Corona	904	5.2	9.2	9.1	9.2	9.3	9.1	-0.1 14.266
5	Fuzzy Benas	901	5.3	9.6	9.4	9.4	9.5	9.4	14.733

Vault Score: 71.098 Running Score: 276.525

Parallel Bars	Name	D	1	2	3	4	5	nd	AVE
1	Dylan LeClair	712	4.8	9.1	8.9	9.2	9.3	9.1	13.933
2	Taylor Christophulos	703	4.5	8.4	8.8	8.7	8.5	8.6	13.100
3	Sam Phillips	717	5.3	8.2	8.2	8.4	8.4	8.4	13.633
4	Dylan Young	720	4.7	8.4	8.1	8.2	8.3	8.6	13.000
5	Dillan King	710	4.9	9.2	9.0	9.2	9.1	9.1	14.033

P. Bar Score: 67.699 Running Score: 340.022

Parallel Bars	Name	D	1	2	3	4	5	nd	AVE
1	Zach Nunez	915	4.8	8.1	8.2	8.6	8.5	8.6	13.233
2	Vitaliy Guimaraes	912	4.8	9.2	9.2	9.0	8.8	9.0	13.866
3	Spencer Goodell	910	4.8	8.6	8.5	8.4	8.4	8.6	13.300
4	Raydel Gamboa	908	4.8	9.3	9.5	9.3	9.2	9.2	14.066
5	Fuzzy Benas	901	5.3	8.7	8.3	8.4	8.1	8.5	13.700

P. Bar Score: 68.165 Running Score: 344.690

Horizontal Bar	Name	D	1	2	3	4	5	nd	AVE
1	Dylan LeClair	712	4.3	8.8	9.1	9.0	9.1	9.0	13.333
2	Taylor Christophulos	703	4.4	9.2	9.3	9.3	9.4	9.5	13.733
3	Donte McKinney	713	4.8	9.0	9.1	8.8	9.0	9.1	13.833
4	Dillan King	710	4.9	9.1	8.9	8.7	9.0	9.0	13.866
5	Sam Phillips	717	4.7	7.2	6.6	7.0	6.8	7.1	11.666

H. Bar Score: 66.431 Running Score: 406.453

Horizontal Bar	Name	D	1	2	3	4	5	nd	AVE
1	Vitaliy Guimaraes	912	4.5	9.1	8.7	9.0	8.7	8.9	13.366
2	Raydel Gamboa	908	5.3	8.6	8.6	8.8	8.8	8.7	14.000
3	Cesar Gracia	911	4.8	9.3	9.3	9.2	9.2	9.2	14.033
4	Fuzzy Benas	901	5.4	8.6	8.4	9.0	8.9	8.9	14.200
5	Jack Freeman	906	5.5	8.7	8.8	8.9	8.8	8.6	14.266

H. Bar Score: 69.865 Running Score: 414.555

Final Team Score: 406.453

Final Team Score: 414.555

### All-Arounders

	Phillips				
FX	13.366				
PH	11.466				
SR	13.366				
VT	14.466				
PB	13.633				
HB	11.666				
AA	77.963				

### All-Arounders

	Gamboa	Guimaraes	Benas		
	14.233	14.600	13.533		
	13.033	13.766	12.633		
	13.833	13.433	13.600		
	14.233	14.333	14.733		
	14.066	13.866	13.700		
	14.000	13.366	14.200		
	83.398	83.364	82.399		

Judge's Signatures \* FX Lenny Lucarelli, Dave Millard \* PH Tim Michaels, Howard Steere \* SR Paul Evatt, Mitch Griffin \* VT Kevin Muenz, MacKenzie Dow \* PB Cameron Sweeny, Dave Johnson \* HB Mickey Curth, Gerrit DeJonge

\* Head Judge FX Jeff Zach, Mike Brey, Greg Didech PH Andy Brown, Felix Aronovich, Michael N SR David Contreras, Andy Zembower, Dan VT Dean Matthews, Jonathan Conrad, Ed Y PB Devin DeBacker, Lynn Bowman, Mike H HB Karen Muschinske, Tom McNamee, Chri







Coach's Signature Chuck Chmelka

Coach's Signature Mark Williams

# 2022 NCAA Championships - Finals

## Team Results







Apr 16, 2022

Rank	Gym	Team	Score						
1	Stanford	X	423.628	72.433 1	67.999 1	71.666 1	73.432 1	70.732 1	67.366 3
2	Oklahoma	X	414.555	71.231 2	66.298 2	67.898 4	71.098 4	68.165 3	69.865 1
3	Michigan	X	414.490	70.299 3	65.998 3	68.731 3	71.299 3	69.932 2	68.231 2
4	Nebraska	X	406.453	68.830 6	64.997 4	66.698 6	71.798 2	67.699 4	66.431 4
5	Ohio State	X	399.326	69.066 5	62.732 5	67.198 5	70.032 5	65.666 6	64.632 5
6	Illinois	X	398.523	69.898 4	59.165 6	68.898 2	69.932 6	66.265 5	64.365 6

# 2022 NCAA Championships - Finals

## Team Results







Apr 16, 2022

Rank	Gym	Team	Score						
1	Stanford	X	423.628	72.433	67.999	71.666	73.432	70.732	67.366
				1	1	1	1	1	3
	1217	Bryan Perla		14.800			14.366		
	1212	Brody Malone		14.600	14.000	14.100	14.533	12.800	14.700
	1211	Riley Loos		14.500		14.600			
	1221	Colt Walker		14.300				14.600	
	1205	Taylor Burkhart		14.233	13.700				13.233
	1223	Khoi Young			13.800		14.933		
	1219	Blake Sun			13.733			13.866	
	1207	Ian Gunther			12.766	14.200		14.233	13.533
	1201	Mark Berlaga				14.533			
	1210	Thomas Lee				14.233			
	1213	Zach Martin					14.900		
	1218	Curran Phillips					14.700	15.233	12.700
	1206	J.R. Chou							13.200
2	Oklahoma	X	414.555	71.231	66.298	67.898	71.098	68.165	69.865
				2	2	4	4	3	1
	912	Vitaliy Guimaraes		14.600	13.766	13.433	14.333	13.866	13.366
	905	Emre Dodanli		14.466			14.733		
	910	Spencer Goodell		14.366		13.566		13.300	
	906	Jack Freeman		14.266					14.266
	901	Fuzzy Benas		13.533	12.633	13.600	14.733	13.700	14.200
	915	Zach Nunez			13.833			13.233	
	908	Raydel Gamboa			13.033			14.066	14.000
	903	Braden Collier			13.033				
	902	Alan Camillus				13.833			
	919	Daniel Simmons				13.466	13.033		
	904	Josh Corona					14.266		
	911	Cesar Gracia							14.033

# 2022 NCAA Championships - Finals

## Team Results







Apr 16, 2022

Rank	Gym	Team	Score						
3	Michigan	X	414.490	70.299 3	65.998 3	68.731 3	71.299 3	69.932 2	68.231 2
	512	Jacob Moore		14.633	13.333		14.333		
	507	Paul Juda		14.333	13.033	14.000	15.000	14.366	14.566
	506	Nick Guy		14.200			14.500		
	513	Lais Najjar		13.800					
	502	Cameron Bock		13.333	13.266	13.266		13.900	
	521	David Willett			13.233				
	516	Markus Shears			13.133				
	501	Javier Alfonso				14.366		13.266	
	523	Adam Wooten				13.566			14.000
	515	Chris Read				13.533			
	522	David Wolma					14.566		
	511	Miles Miller					12.900		13.566
	518	Evgeny Siminiuc						14.400	13.966
	520	Virgil Watkins						14.000	
	503	Crew Bold							12.133
4	Nebraska	X	406.453	68.830 6	64.997 4	66.698 6	71.798 2	67.699 4	66.431 4
	703	Taylor Christopulos		14.266	12.866		14.433	13.100	13.733
	706	Charlie Giles		14.166	13.366		14.433		
	708	Chris Hiser		13.566					
	712	Dylan LeClair		13.466		13.466	13.866	13.933	13.333
	717	Sam Phillips		13.366		13.366	14.466	13.633	11.666
	711	Evan Kriley			13.266				
	709	Khalil Jackson			12.933				
	719	Travis Wong			12.566				
	705	Liam Doherty-Herwitz				13.500			
	720	Dylan Young				13.400		13.000	
	715	Moritz Mueller				12.966			
	713	Donte McKinney					14.600		13.833
	710	Dillan King						14.033	13.866

# 2022 NCAA Championships - Finals

## Team Results

Apr 16, 2022

Rank	Gym	Team	Score						
5	Ohio State	X	399.326	69.066	62.732	67.198	70.032	65.666	64.632
				5	5	5	5	6	5
	821	Jesse Tyndall		14.333		13.966	14.100	12.800	14.000
	801	Justin Ah Chow		14.233	11.733		14.433	14.233	
	813	Jakob Murray		13.800				12.100	
	808	Kazuki Hayashi		13.400					12.133
	814	Kameron Nelson		13.300		13.433	14.433		
	807	Trevor Cummings			13.600				
	805	Andrew Brower			13.000			13.533	
	806	Curtis Chang			12.533				
	820	Luke Smigliani			11.866	12.866			
	809	Donovan Hewitt				13.633	13.866		11.866
	817	Tyler Rockwood				13.300			
	818	Dexter Roettker					13.200		13.200
	819	Domenic Sciulli						13.000	13.433
6	Illinois	X	398.523	69.898	59.165	68.898	69.932	66.265	64.365
				4	6	2	6	5	6
	403	Hamish Carter		14.300	12.800	13.500	14.300	13.500	13.766
	414	Connor McCool		14.266			14.000		
	404	Josh Cook		14.200					
	413	Clay Stephens		13.666			14.166	13.700	12.633
	410	Dylan Kolak		13.466					
	406	Michael Fletcher			12.600		12.933	11.766	13.033
	417	David Pochinka			12.166			13.666	
	419	Ian Skirkey			11.966				
	407	Will Hauke			9.633			13.633	
	401	Ashton Anaya				14.300			
	411	Jordan Kovach				13.766			
	409	Yan Inhaber-Courchesne				13.766			
	416	Logan Myers				13.566			
	412	Evan Manivong					14.533		13.700
	408	Sebastian Ingersoll							11.233

# 2022 NCAA Championships - Finals

## Event Results - Vault

Apr 16, 2022



Rank	Num	Name	Gym	Diff	Exec	ND	Score	Out
1	507	Paul Juda	Michigan	5.300	9.700	..	15.000	0.000
2	1223	Khoi Young	Stanford	5.600	9.333	..	14.933	0.067
3	1213	Zach Martin	Stanford	5.300	9.600	..	14.900	0.100
4*	905	Emre Dodanli	Oklahoma	5.300	9.433	..	14.733	0.267
4*	901	Fuzzy Benas	Oklahoma	5.300	9.433	..	14.733	0.267
6	1218	Curran Phillips	Stanford	5.200	9.500	..	14.700	0.300
7	713	Donte McKinney	Nebraska	5.200	9.400	..	14.600	0.400
8	522	David Wolma	Michigan	5.300	9.266	..	14.566	0.434
9*	1212	Brody Malone	Stanford	5.200	9.333	..	14.533	0.467
9*	412	Evan Manivong	Illinois	5.200	9.333	..	14.533	0.467
11	506	Nick Guy	Michigan	5.200	9.400	-0.1	14.500	0.500
12*	1007	Michael Jaroh	Penn State	5.200	9.266	..	14.466	0.534
12*	717	Sam Phillips	Nebraska	5.200	9.266	..	14.466	0.534
14*	814	Kameron Nelson	Ohio State	5.200	9.233	..	14.433	0.567
14*	1005	Matt Cormier	Penn State	5.200	9.233	..	14.433	0.567
14*	801	Justin Ah Chow	Ohio State	5.200	9.233	..	14.433	0.567
14*	703	Taylor Christopoulos	Nebraska	5.200	9.233	..	14.433	0.567
14*	706	Charlie Giles	Nebraska	5.200	9.233	..	14.433	0.567
19	1217	Bryan Perla	Stanford	5.200	9.166	..	14.366	0.634
20T	912	Vitaliy Guimaraes	Oklahoma	4.800	9.533	..	14.333	0.667
20T	512	Jacob Moore	Michigan	5.200	9.133	..	14.333	0.667
22	403	Hamish Carter	Illinois	4.800	9.500	..	14.300	0.700
23	904	Josh Corona	Oklahoma	5.200	9.166	-0.1	14.266	0.734
24	908	Raydel Gamboa	Oklahoma	5.200	9.033	..	14.233	0.767
25T	413	Clay Stephens	Illinois	4.800	9.366	..	14.166	0.834
25T	608	Isaiah Drake	Navy	5.200	8.966	..	14.166	0.834
27	1120	Dominic Ramalho	Springfield	4.800	9.333	..	14.133	0.867
28T	821	Jesse Tyndall	Ohio State	4.800	9.300	..	14.100	0.900
28T	218	Jacob Nauman	Army	4.900	9.200	..	14.100	0.900
30	414	Connor McCool	Illinois	5.200	8.800	..	14.000	1.000
31	103	Garrett Braunton	Air Force	4.800	9.100	..	13.900	1.100
32*	622	Connor Van Loo	Navy	4.800	9.066	..	13.866	1.134
32*	712	Dylan LeClair	Nebraska	4.800	9.066	..	13.866	1.134
32T	809	Donovan Hewitt	Ohio State	5.200	8.666	..	13.866	1.134
35	603	Syam Buradagunta	Navy	4.800	8.966	..	13.766	1.234
36	209	Mathew Davis	Army	4.800	8.766	..	13.566	1.434
37	1001	Michael Artlip	Penn State	5.200	8.200	-0.1	13.300	1.700
38	818	Dexter Roettker	Ohio State	5.200	8.100	-0.1	13.200	1.800
39T	308	Noah Newfeld	California	4.000	9.033	..	13.033	1.967
39T	919	Daniel Simmons	Oklahoma	5.200	7.933	-0.1	13.033	1.967
41	406	Michael Fletcher	Illinois	5.200	7.833	-0.1	12.933	2.067
42	511	Miles Miller	Michigan	5.200	8.000	-0.3	12.900	2.100
43	312	Caleb Rickard	California	5.200	7.666	-0.3	12.566	2.434



# 2022 NCAA Championships - Finals

## Event Results - Rings

Apr 16, 2022



Rank	Num	Name	Gym	Diff	Exec	ND	Score	Out
1	1211	Riley Loos	Stanford	5.700	8.900	..	14.600	0.000
2	1201	Mark Berlaga	Stanford	5.300	9.233	..	14.533	0.067
3	501	Javier Alfonso	Michigan	5.500	8.866	..	14.366	0.234
4	401	Ashton Anaya	Illinois	5.600	8.700	..	14.300	0.300
5	1210	Thomas Lee	Stanford	5.600	8.633	..	14.233	0.367
6	1207	Ian Gunther	Stanford	5.400	8.800	..	14.200	0.400
7	1212	Brody Malone	Stanford	5.600	8.500	..	14.100	0.500
8	507	Paul Juda	Michigan	5.100	8.900	..	14.000	0.600
9	821	Jesse Tyndall	Ohio State	5.100	8.866	..	13.966	0.634
10	624	Josh Williams	Navy	5.200	8.733	..	13.933	0.667
11T	908	Raydel Gamboa	Oklahoma	4.800	9.033	..	13.833	0.767
11T	902	Alan Camillus	Oklahoma	5.100	8.733	..	13.833	0.767
13	103	Garrett Braunton	Air Force	5.100	8.700	..	13.800	0.800
14T	411	Jordan Kovach	Illinois	4.600	9.166	..	13.766	0.834
14T	409	Yan Inhaber-Courchesne	Illinois	4.700	9.066	..	13.766	0.834
16	1019	Nathaniel Warren	Penn State	4.700	9.000	..	13.700	0.900
17	809	Donovan Hewitt	Ohio State	5.400	8.233	..	13.633	0.967
18	901	Fuzzy Benas	Oklahoma	4.900	8.700	..	13.600	1.000
19T	416	Logan Myers	Illinois	4.400	9.166	..	13.566	1.034
19*	910	Spencer Goodell	Oklahoma	5.100	8.466	..	13.566	1.034
19*	523	Adam Wooten	Michigan	5.100	8.466	..	13.566	1.034
22	515	Chris Read	Michigan	5.000	8.533	..	13.533	1.067
23T	705	Liam Doherty-Herwitz	Nebraska	4.500	9.000	..	13.500	1.100
23T	403	Hamish Carter	Illinois	4.600	8.900	..	13.500	1.100
25T	919	Daniel Simmons	Oklahoma	4.600	8.866	..	13.466	1.134
25T	712	Dylan LeClair	Nebraska	4.700	8.766	..	13.466	1.134
27T	912	Vitaliy Guimaraes	Oklahoma	4.600	8.833	..	13.433	1.167
27T	406	Michael Fletcher	Illinois	4.800	8.633	..	13.433	1.167
27T	814	Kameron Nelson	Ohio State	4.900	8.533	..	13.433	1.167
30	720	Dylan Young	Nebraska	4.700	8.700	..	13.400	1.200
31	717	Sam Phillips	Nebraska	4.700	8.666	..	13.366	1.234
32T	817	Tyler Rockwood	Ohio State	4.600	8.700	..	13.300	1.300
32T	1007	Michael Jaroh	Penn State	4.700	8.600	..	13.300	1.300
34T	604	Cash Buske	Navy	4.600	8.666	..	13.266	1.334
34T	502	Cameron Bock	Michigan	4.700	8.566	..	13.266	1.334
36T	608	Isaiah Drake	Navy	4.600	8.533	..	13.133	1.467
36T	1005	Matt Cormier	Penn State	4.700	8.433	..	13.133	1.467
38	209	Mathew Davis	Army	4.300	8.733	..	13.033	1.567
39	715	Moritz Mueller	Nebraska	4.100	8.866	..	12.966	1.634
40	308	Noah Newfeld	California	4.700	8.233	..	12.933	1.667
41T	820	Luke Smigliani	Ohio State	4.500	8.366	..	12.866	1.734
41T	801	Justin Ah Chow	Ohio State	4.800	8.066	..	12.866	1.734
43	320	Landon Wu	California	4.400	8.400	..	12.800	1.800
44	1120	Dominic Ramalho	Springfield	4.100	8.433	..	12.533	2.067
45	602	Alexander Brown	Navy	4.300	7.333	..	11.633	2.967

# 2022 NCAA Championships - Finals

## Event Results - Pommel

Apr 16, 2022

Page: 1  
Printed: 4/16/2022 8:49 PM

Men / 10  
Session: 3



Rank	Num	Name	Gym	Diff	Exec	ND	Score	Out
1*	1004	Chase Clingman	Penn State	5.500	8.500	..	14.000	0.000
1*	1212	Brody Malone	Stanford	5.500	8.500	..	14.000	0.000
3	915	Zach Nunez	Oklahoma	5.200	8.633	..	13.833	0.167
4	1223	Khoi Young	Stanford	5.700	8.100	..	13.800	0.200
5	912	Vitaliy Guimaraes	Oklahoma	5.200	8.566	..	13.766	0.234
6	1219	Blake Sun	Stanford	5.100	8.633	..	13.733	0.267
7	1205	Taylor Burkhart	Stanford	5.000	8.700	..	13.700	0.300
8	807	Trevor Cummings	Ohio State	5.300	8.300	..	13.600	0.400
9T	706	Charlie Giles	Nebraska	5.600	7.766	..	13.366	0.634
9T	305	Will Lavanakul	California	5.700	7.666	..	13.366	0.634
11	512	Jacob Moore	Michigan	5.000	8.333	..	13.333	0.667
12T	1007	Michael Jaroh	Penn State	5.100	8.166	..	13.266	0.734
12T	711	Evan Kriley	Nebraska	5.200	8.066	..	13.266	0.734
12T	502	Cameron Bock	Michigan	5.300	7.966	..	13.266	0.734
15	521	David Willett	Michigan	5.100	8.133	..	13.233	0.767
16	516	Markus Shears	Michigan	5.300	7.833	..	13.133	0.867
17T	507	Paul Juda	Michigan	4.600	8.433	..	13.033	0.967
17T	908	Raydel Gamboa	Oklahoma	5.000	8.033	..	13.033	0.967
17T	903	Braden Collier	Oklahoma	5.200	7.833	..	13.033	0.967
20	805	Andrew Brower	Ohio State	5.000	8.000	..	13.000	1.000
21	316	Tyler Shimizu	California	4.800	8.166	..	12.966	1.034
22	709	Khalil Jackson	Nebraska	4.700	8.233	..	12.933	1.067
23T	308	Noah Newfeld	California	4.700	8.166	..	12.866	1.134
23T	703	Taylor Christopoulos	Nebraska	4.800	8.066	..	12.866	1.134
25	403	Hamish Carter	Illinois	5.400	7.400	..	12.800	1.200
26	1207	Ian Gunther	Stanford	5.200	7.566	..	12.766	1.234
27	901	Fuzzy Benas	Oklahoma	5.400	7.233	..	12.633	1.367
28T	406	Michael Fletcher	Illinois	4.600	8.000	..	12.600	1.400
28T	603	Syam Buradagunta	Navy	4.700	7.900	..	12.600	1.400
30	719	Travis Wong	Nebraska	4.700	7.866	..	12.566	1.434
31	806	Curtis Chang	Ohio State	4.800	7.733	..	12.533	1.467
32	821	Jesse Tyndall	Ohio State	4.600	7.833	..	12.433	1.567
33	103	Garrett Braunton	Air Force	4.700	7.566	..	12.266	1.734
34	417	David Pochinka	Illinois	5.100	7.066	..	12.166	1.834
35	618	Ronan McQuillan	Navy	5.000	7.000	..	12.000	2.000
36	419	Ian Skirkey	Illinois	6.100	5.866	..	11.966	2.034
37T	209	Mathew Davis	Army	3.800	8.066	..	11.866	2.134
37T	820	Luke Smigliani	Ohio State	4.300	7.566	..	11.866	2.134
39	801	Justin Ah Chow	Ohio State	5.200	6.533	..	11.733	2.267
40	717	Sam Phillips	Nebraska	4.900	6.566	..	11.466	2.534
41	1120	Dominic Ramalho	Springfield	3.100	8.333	..	11.433	2.567
42	608	Isaiah Drake	Navy	4.700	6.566	..	11.266	2.734
43	407	Will Hauke	Illinois	5.200	4.433	..	9.633	4.367
44	105	Noah Everett	Air Force	3.800	5.233	..	9.033	4.967

# 2022 NCAA Championships - Finals

## Event Results - P Bars

Apr 16, 2022



Rank	Num	Name	Gym	Diff	Exec	ND	Score	Out
1	1218	Curran Phillips	Stanford	6.700	8.533	..	15.233	0.000
2	1221	Colt Walker	Stanford	6.000	8.600	..	14.600	0.633
3	518	Evgeny Siminiuc	Michigan	5.400	9.000	..	14.400	0.833
4	507	Paul Juda	Michigan	5.500	8.866	..	14.366	0.867
5T	801	Justin Ah Chow	Ohio State	5.300	8.933	..	14.233	1.000
5T	1207	Ian Gunther	Stanford	5.400	8.833	..	14.233	1.000
7	908	Raydel Gamboa	Oklahoma	4.800	9.266	..	14.066	1.167
8	710	Dillan King	Nebraska	4.900	9.133	..	14.033	1.200
9	520	Virgil Watkins	Michigan	5.600	8.400	..	14.000	1.233
10	712	Dylan LeClair	Nebraska	4.800	9.133	..	13.933	1.300
11	502	Cameron Bock	Michigan	5.400	8.500	..	13.900	1.333
12T	912	Vitaliy Guimaraes	Oklahoma	4.800	9.066	..	13.866	1.367
12T	1219	Blake Sun	Stanford	6.300	7.566	..	13.866	1.367
14T	1007	Michael Jaroh	Penn State	5.100	8.700	..	13.800	1.433
14T	308	Noah Newfeld	California	5.200	8.600	..	13.800	1.433
16T	413	Clay Stephens	Illinois	5.100	8.600	..	13.700	1.533
16*	1006	Ethan Dick	Penn State	5.300	8.400	..	13.700	1.533
16*	901	Fuzzy Benas	Oklahoma	5.300	8.400	..	13.700	1.533
19	417	David Pochinka	Illinois	5.400	8.266	..	13.666	1.567
20T	407	Will Hauke	Illinois	5.000	8.633	..	13.633	1.600
20T	717	Sam Phillips	Nebraska	5.300	8.333	..	13.633	1.600
22	805	Andrew Brower	Ohio State	5.000	8.533	..	13.533	1.700
23	403	Hamish Carter	Illinois	5.000	8.500	..	13.500	1.733
24	306	Yu-Chen Lee	California	4.900	8.566	..	13.466	1.767
25	209	Mathew Davis	Army	5.000	8.366	..	13.366	1.867
26	1120	Dominic Ramalho	Springfield	4.400	8.933	..	13.333	1.900
27	910	Spencer Goodell	Oklahoma	4.800	8.500	..	13.300	1.933
28	501	Javier Alfonso	Michigan	4.800	8.466	..	13.266	1.967
29	915	Zach Nunez	Oklahoma	4.800	8.433	..	13.233	2.000
30	1008	Josh Karnes	Penn State	5.300	7.900	..	13.200	2.033
31	703	Taylor Christopoulos	Nebraska	4.500	8.600	..	13.100	2.133
32T	819	Domenic Sciulli	Ohio State	4.500	8.500	..	13.000	2.233
32T	720	Dylan Young	Nebraska	4.700	8.300	..	13.000	2.233
34T	119	Oliver Zavel	Air Force	5.000	7.800	..	12.800	2.433
34T	821	Jesse Tyndall	Ohio State	5.400	7.400	..	12.800	2.433
34T	1212	Brody Malone	Stanford	5.500	7.300	..	12.800	2.433
37	105	Noah Everett	Air Force	4.900	7.633	..	12.533	2.700
38	103	Garrett Braunton	Air Force	5.100	7.200	..	12.300	2.933
39	608	Isaiah Drake	Navy	5.100	7.100	..	12.200	3.033
40T	1309	Christian Marsh	W&M	3.900	8.200	..	12.100	3.133
40T	813	Jakob Murray	Ohio State	5.100	7.000	..	12.100	3.133
42	406	Michael Fletcher	Illinois	5.000	6.766	..	11.766	3.467

# 2022 NCAA Championships - Finals

## Event Results - H Bar

Apr 16, 2022



Rank	Num	Name	Gym	Diff	Exec	ND	Score	Out
1	1212	Brody Malone	Stanford	6.300	8.400	..	14.700	0.000
2	507	Paul Juda	Michigan	5.500	9.066	..	14.566	0.134
3T	906	Jack Freeman	Oklahoma	5.500	8.766	..	14.266	0.434
3T	103	Garrett Braunton	Air Force	5.700	8.566	..	14.266	0.434
5	901	Fuzzy Benas	Oklahoma	5.400	8.800	..	14.200	0.500
6	911	Cesar Gracia	Oklahoma	4.800	9.233	..	14.033	0.667
7*	908	Raydel Gamboa	Oklahoma	5.300	8.700	..	14.000	0.700
7*	523	Adam Wooten	Michigan	5.300	8.700	..	14.000	0.700
7T	821	Jesse Tyndall	Ohio State	5.400	8.600	..	14.000	0.700
10	518	Evgeny Siminiuc	Michigan	4.900	9.066	..	13.966	0.734
11	710	Dillan King	Nebraska	4.900	8.966	..	13.866	0.834
12	713	Donte McKinney	Nebraska	4.800	9.033	..	13.833	0.867
13T	403	Hamish Carter	Illinois	4.700	9.066	..	13.766	0.934
13T	611	Giovanni Gambatese	Navy	5.000	8.766	..	13.766	0.934
15	703	Taylor Christopulos	Nebraska	4.400	9.333	..	13.733	0.967
16T	412	Evan Manivong	Illinois	4.900	8.800	..	13.700	1.000
16T	1007	Michael Jaroh	Penn State	5.100	8.600	..	13.700	1.000
18	511	Miles Miller	Michigan	4.700	8.866	..	13.566	1.134
19	1207	Ian Gunther	Stanford	4.800	8.733	..	13.533	1.167
20	1005	Matt Cormier	Penn State	4.900	8.566	..	13.466	1.234
21	819	Domenic Sciulli	Ohio State	4.600	8.833	..	13.433	1.267
22T	912	Vitaliy Guimaraes	Oklahoma	4.500	8.866	..	13.366	1.334
22T	1008	Josh Karnes	Penn State	4.900	8.466	..	13.366	1.334
24	712	Dylan LeClair	Nebraska	4.300	9.033	..	13.333	1.367
25	608	Isaiah Drake	Navy	4.600	8.666	..	13.266	1.434
26T	1013	Andres Perez Gines	Penn State	4.600	8.633	..	13.233	1.467
26T	1205	Taylor Burkhart	Stanford	5.000	8.233	..	13.233	1.467
28T	1206	J.R. Chou	Stanford	4.900	8.300	..	13.200	1.500
28T	818	Dexter Roettker	Ohio State	5.100	8.100	..	13.200	1.500
30	801	Justin Ah Chow	Ohio State	5.100	7.966	..	13.066	1.634
31	406	Michael Fletcher	Illinois	4.900	8.133	..	13.033	1.667
32	308	Noah Newfeld	California	4.200	8.666	..	12.866	1.834
33	1218	Curran Phillips	Stanford	5.500	7.200	..	12.700	2.000
34T	209	Mathew Davis	Army	4.000	8.633	..	12.633	2.067
34T	413	Clay Stephens	Illinois	4.800	7.833	..	12.633	2.067
36T	808	Kazuki Hayashi	Ohio State	4.800	7.333	..	12.133	2.567
36T	503	Crew Bold	Michigan	5.000	7.133	..	12.133	2.567
38	604	Cash Buske	Navy	3.600	8.400	..	12.000	2.700
39	809	Donovan Hewitt	Ohio State	4.400	7.466	..	11.866	2.834
40	1120	Dominic Ramalho	Springfield	3.200	8.633	..	11.833	2.867
41	717	Sam Phillips	Nebraska	4.700	6.966	..	11.666	3.034
42	603	Syam Buradagunta	Navy	4.400	7.033	..	11.433	3.267
43	408	Sebastian Ingersoll	Illinois	4.700	6.533	..	11.233	3.467

# 2022 NCAA Championships - Finals

## Event Results - Floor

Apr 16, 2022

Page: 1  
Printed: 4/16/2022 8:49 PM

Men / 10

Session: 3



Rank	Num	Name	Gym	Diff	Exec	ND	Score	Out
1	1217	Bryan Perla	Stanford	5.600	9.200	..	14.800	0.000
2	512	Jacob Moore	Michigan	5.600	9.033	..	14.633	0.167
3*	1212	Brody Malone	Stanford	5.500	9.100	..	14.600	0.200
3*	912	Vitaliy Guimaraes	Oklahoma	5.500	9.100	..	14.600	0.200
5	1211	Riley Loos	Stanford	5.700	8.800	..	14.500	0.300
6	905	Emre Dodanli	Oklahoma	5.200	9.266	..	14.466	0.334
7	910	Spencer Goodell	Oklahoma	5.400	8.966	..	14.366	0.434
8T	507	Paul Juda	Michigan	5.400	8.933	..	14.333	0.467
8T	821	Jesse Tyndall	Ohio State	5.600	8.733	..	14.333	0.467
8T	1005	Matt Cormier	Penn State	5.800	8.533	..	14.333	0.467
11T	403	Hamish Carter	Illinois	5.600	8.700	..	14.300	0.500
11T	1221	Colt Walker	Stanford	5.900	8.400	..	14.300	0.500
13*	906	Jack Freeman	Oklahoma	5.500	8.766	..	14.266	0.534
13*	703	Taylor Christopulos	Nebraska	5.500	8.766	..	14.266	0.534
13T	414	Connor McCool	Illinois	5.900	8.366	..	14.266	0.534
16T	908	Raydel Gamboa	Oklahoma	5.300	8.933	..	14.233	0.567
16T	1205	Taylor Burkhart	Stanford	5.700	8.533	..	14.233	0.567
16T	801	Justin Ah Chow	Ohio State	5.900	8.333	..	14.233	0.567
19T	404	Josh Cook	Illinois	5.500	8.700	..	14.200	0.600
19T	506	Nick Guy	Michigan	5.700	8.500	..	14.200	0.600
21	706	Charlie Giles	Nebraska	5.400	8.766	..	14.166	0.634
22	209	Mathew Davis	Army	5.400	8.700	..	14.100	0.700
23*	813	Jakob Murray	Ohio State	5.200	8.600	..	13.800	1.000
23*	513	Lais Najjar	Michigan	5.200	8.600	..	13.800	1.000
25	103	Garrett Braunton	Air Force	4.700	9.000	..	13.700	1.100
26	413	Clay Stephens	Illinois	5.700	7.966	..	13.666	1.134
27	608	Isaiah Drake	Navy	5.500	8.133	..	13.633	1.167
28	708	Chris Hiser	Nebraska	5.000	8.566	..	13.566	1.234
29	901	Fuzzy Benas	Oklahoma	5.400	8.133	..	13.533	1.267
30T	712	Dylan LeClair	Nebraska	4.600	8.866	..	13.466	1.334
30T	410	Dylan Kolak	Illinois	5.300	8.166	..	13.466	1.334
32	808	Kazuki Hayashi	Ohio State	5.300	8.100	..	13.400	1.400
33	717	Sam Phillips	Nebraska	5.500	7.866	..	13.366	1.434
34	502	Cameron Bock	Michigan	5.300	8.133	-0.1	13.333	1.467
35T	308	Noah Newfeld	California	4.900	8.400	..	13.300	1.500
35T	814	Kameron Nelson	Ohio State	5.700	7.600	..	13.300	1.500
37	406	Michael Fletcher	Illinois	5.200	7.933	..	13.133	1.667
38	624	Josh Williams	Navy	5.700	7.366	..	13.066	1.734
39T	614	Caleb Hickey	Navy	5.000	8.333	-0.3	13.033	1.767
39T	622	Connor Van Loo	Navy	5.000	8.033	..	13.033	1.767
41	1120	Dominic Ramalho	Springfield	4.600	8.400	..	13.000	1.800
42	1007	Michael Jaroh	Penn State	4.600	8.300	..	12.900	1.900
43	1017	Robbie Shamp	Penn State	5.200	6.800	..	12.000	2.800
44	302	Collin Cunane	California	0.900	9.466	-9.3	1.066	13.734







# 2022 NCAA Championships - Finals

## Event Results - AA

Apr 16, 2022

Page: 1  
Printed: 4/16/2022 8:49 PM

Men / 10  
Session: 3

Rank	Num	Name	Gym							AA
1	507	Paul Juda	Michigan	14.333	13.033	14.000	15.000	14.366	14.566	85.298
2	1212	Brody Malone	Stanford	14.600	14.000	14.100	14.533	12.800	14.700	84.733
3	908	Raydel Gamboa	Oklahoma	14.233	13.033	13.833	14.233	14.066	14.000	83.398
4	912	Vitaliy Guimaraes	Oklahoma	14.600	13.766	13.433	14.333	13.866	13.366	83.364
5	901	Fuzzy Benas	Oklahoma	13.533	12.633	13.600	14.733	13.700	14.200	82.399
6	403	Hamish Carter	Illinois	14.300	12.800	13.500	14.300	13.500	13.766	82.166
7	821	Jesse Tyndall	Ohio State	14.333	12.433	13.966	14.100	12.800	14.000	81.632
8	1007	Michael Jaroh	Penn State	12.900	13.266	13.300	14.466	13.800	13.700	81.432
9	801	Justin Ah Chow	Ohio State	14.233	11.733	12.866	14.433	14.233	13.066	80.564
10	103	Garrett Braunton	Air Force	13.700	12.266	13.800	13.900	12.300	14.266	80.232
11	308	Noah Newfeld	California	13.300	12.866	12.933	13.033	13.800	12.866	78.798
12	209	Mathew Davis	Army	14.100	11.866	13.033	13.566	13.366	12.633	78.564
13	717	Sam Phillips	Nebraska	13.366	11.466	13.366	14.466	13.633	11.666	77.963
14	608	Isaiah Drake	Navy	13.633	11.266	13.133	14.166	12.200	13.266	77.664
15	406	Michael Fletcher	Illinois	13.133	12.600	13.433	12.933	11.766	13.033	76.898
16	1120	Dominic Ramalho	Springfield	13.000	11.433	12.533	14.133	13.333	11.833	76.265