

Flyp10 Guide

Completing a Judges Scorecard



Contents



- Introduction
- Signing up as a Judge
- Scorecard Types
- Judges Dashboard
- Judges Routine Queue
- Flyp10 Scorecards
 - Scorecard Preview
 - Scorecard Error Handling
 - The Score Only Scorecard
 - Score with Judges Notes Scorecard
- Trouble Shooting and FAQs



Introduction

Flyp10 is designed to help organizers, athletes, coaches and judges hold a virtual competition in real-time. This means, as a judge, you may be asked to judge routines from a remote location while the gymnast compete from anywhere around the country.

Meet organizers will pre-assign you to specific panels for judging. As the athletes compete, your Routine queue will begin to fill with routines for judging. In this guide, we will provide you with step-by-step directions for checking and working through your routines queue and how to complete the Flyp10 scorecard.

Flyp10 provides the organizer two types of scorecard to choose from.

- Score Only (most common)
- Score with Judges Notes

We will cover how to complete both types of scorecards.



Signing up as a Flyp10 Judge

Please review our Account Management Guidebook for details on how to sign up as a Flyp10 judge.

To sign up as a Flyp10 judge you will need to:

- Go to Flyp10.com then click Get Started, or download the app and click 'Sign up'
- Choose Signup as Judge.
- Complete the signup form.
- In your profile you will need to add a Sport and Level using Add Sports. This will require uploading your USAG Certification document. This can be a pdf or a photo.
- You will also need to add your USAG MembershipID number to your profile. Flyp10 verifies your MembershipID in combination with the email address on your USAG membership.



Scorecard Types

Score Only

You should expect most virtual competitions will select this type of scorecard. The Score Only scorecard requires you to enter only two items; a brief overall comment and your final score for the routine (entered twice for accuracy). This scorecard keeps the competition moving along but is limited in the detailed feedback that's delivered back to the athletes and coaches.

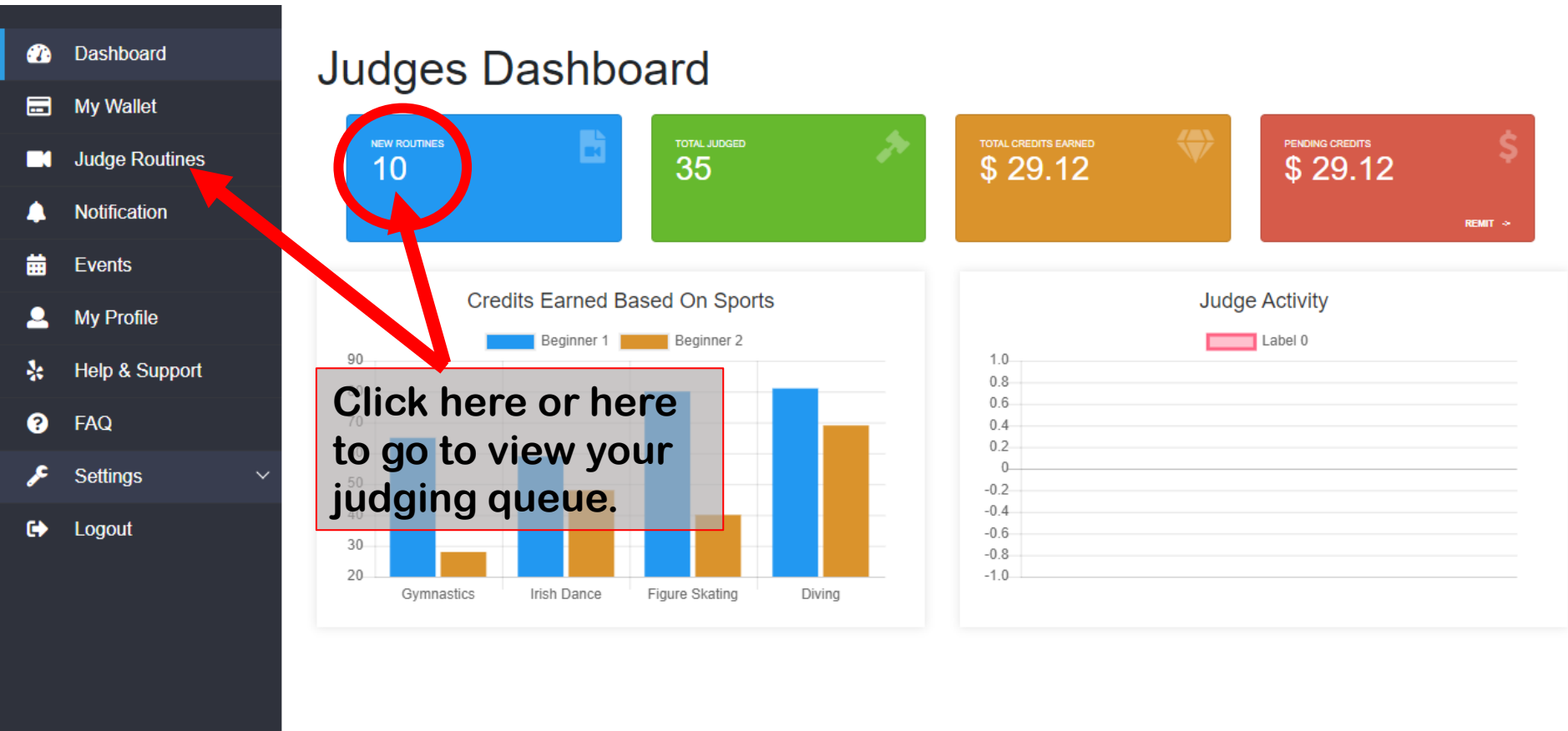
Score with Judges Notes

Some competitions will elect to provide this type of scorecard to deliver a uniform breakdown of your score. The organizer will give you direction on the level of detail expected. This can range from a brief detailing of Start Values and total deductions to an Element-by-element breakdown of each routine. These scorecards can deliver a tremendous amount of feedback to the athlete but can considerably slow down the flow of a competition.

In the next several pages you will see examples of both types of scorecards.

The Judges Dashboard

Immediately after signing in, you can see if there are any routines in your queue to judge. This is listed under New Routines. To navigate to your judging queue, you can click on 'Judge Routines' on the menu or the number under New Routines.



Judge Routines Queues

If you are judging as part of a Virtual Competition, you will need to request routines from your Event Meet Routine queue.

- Dashboard
- My Wallet
- Judge Routines
- Notification
- Events
- My Profile
- Help & Support
- FAQ
- Settings
- Logout

Suggested routines

9 Flyp10 Routine available for judging.

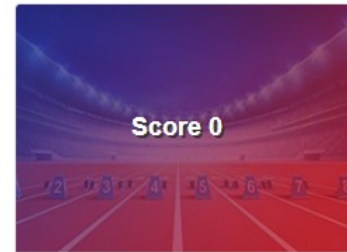
Request Routine

1 Event Meet Routine available for judging.

Request Routine

Judged routines

Judges can see two types of queues. For Virtual Competitions you will need to request routines from Event Meet Routines.




good

W Figure Skating

Basic

Junior - W Fig

08/25/2020



adstd

W Figure Skating


Free Skate

Previewing Suggested routines

The next routine in your queue is presented with several important pieces of information. To open the full scorecard for this routine, click anywhere on the detail to the right of the preview video window.


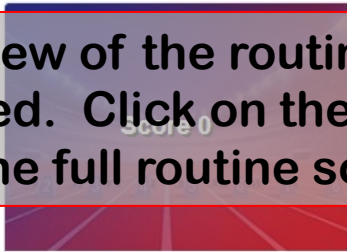

- Dashboard
- My Wallet
- Judge Routines
- Notification
- Events
- My Profile
- Help & Support
- FAQ
- Settings
- Logout

Suggested routines



Womens Gymnastics
Vault – WGym – Comp
WLEVEL08
10/26/2020
Panel J

Judged routines


Flyp10 routines	Event meet routines
	nice W Figure Skating Short Program Junior - W Fig 08/27/2020
	good W Figure Skating Basic 08/25/2020
	adssds W Figure Skating Free Skate

A preview of the routine is provided. Click on the details to open the full routine scorecard.

The Flyp10 Scorecard

The Video player has all the usual controls of a YouTube styled player. The Details panel gives you specifics about the routine. Details include the event and level. The type of scorecard and your judging panel role. We also provide the unique routine ID. You can use this to reference any private notes you take regarding this routine.

- Dashboard
- My Wallet
- Judge Routines
- Notification
- Events
- My Profile
- Help & Support
- FAQ
- Settings
- Logout



[Report for Bug](#)

Sports	Womens Gymnastics
Level	WLEVEL08
Event	Vault – WGym – Comp
Score Type	Score Only
Routine Ide55f 🔗
Judge Panel	J
Submitted on	10/26/2020
Status	In Queue

Incomplete video [Flag as inappropriate](#)

Leave a comment

Final Score

Re-enter Score

Preview

Submit Score and exit

Recalculate

Scorecard Error Handling

Flyp10 gives you a few tools to help if something doesn't seem right or the video quality is too poor to judge fairly.

The screenshot displays the Flyp10 interface. On the left is a dark sidebar with navigation options: Dashboard, My Wallet, Judge Routines, Notification, Events, My Profile, Help & Support, FAQ, Settings, and Logout. The main area features a video player showing a gymnast performing on a blue mat in a gymnasium. A text box overlaid on the video reads: "If there is a technical issue with Flyp10, you can report it here." To the right of the video is a scorecard for "Womens Gymnastics" with the following details:

Level	WLEVEL08
Event	Vault – WGym – Comp
Score Type	Score Only
Routine Ide55f
Judge Panel	J
Submitted on	10/26/2020
Status	In Queue

Below the scorecard are three reporting options, each highlighted with a red box and an arrow pointing from the video text box:

- Incomplete video
- Flag as inappropriate
- Report for Bug

At the bottom of the interface, there is a comment section with the text "Leave a comment" and a "Re-enter Score" field. Below this are three buttons: "Preview", "Submit Score and exit", and "Recalculate". A text box overlaid on the bottom of the video player reads: "poor video quality, choppy, starts late, ends early...". Another text box overlaid on the bottom right of the interface reads: "Not SafeSport or Family Friendly content.".

Completing the Score Only Scorecard

- Enter constructive comments in the 'Leave a Comment' box. These will be seen by the athlete.
- Enter your total score for this routine twice.
- Click Submit Score and Exit to complete the scorecard.

Leave a constructive comment for the athlete.

Enter your total score twice.

Submit Score and Exit

Sports	Womens Gymnastics
Level	WLEVEL08
Event	Vault – WGym – Comp
Score Type	Score Only
Routine Ide55f
Judge Panel	J
Submitted on	10/26/2020
Status	In Queue

Incomplete video Flag as inappropriate

0:00 / 0:07

Leave a comment

Final Score

Re-enter Score

Preview **Submit Score and exit** Recalculate

Completing the Score with Judges Notes Scorecard

In this example, the judges are expected to add the Start Value, Deductions and Neutral Deductions. Each is a sub-component of the routines total score.

The judge will enter Start Value as the first 'Element' then enter the value in the 'Execution' field. The judge is also encouraged to add a comment for each element they enter.

- Notification
- Events
- My Profile
- Help & Support
- FAQ
- Settings
- Logout

1. Enter the first Element and its value.

Level	WLLVLL00
Event	Floor - WGYM - Comp
Score Type	Full Routine
Routine Ide585
Judge Panel	J
Submitted on	10/26/2020
Status	In Queue

Incomplete video Flag as inappropriate

Comments

Time	Element	Comment	Execution	Total
Time	Element	Comment	Execution	Total
:00	Start Value		13.1	13.1

Leave a comment

Final Score

Re-enter Score

Completing the Score with Judges Notes Scorecard

Click the Save Comment button then Click 'Pause and add comment' button to add a new comment line.

- Notification
- Events
- My Profile
- Help & Support
- FAQ
- Settings
- Logout

0:00 / 1:23

Pause and add comment

Level	WLEVEL00
Event	Floor - WGym - Comp
Score Type	Full Routine
Routine Ide585

Submitted on 10/26/2020

Status In Queue

Incomplete video

[Flag as inappropriate](#)

2. Save the Comment line by clicking here.

Time	Element	Comment	Execution	Total
:00	Start Value		16.1	16.1

Leave a comment

Preview Submit Score and exit Recalculate

3. Add a new comment line by clicking here.



Completing the Score with Judges Notes Scorecard

Enter the additional scorecard elements and values as requested by the organizer.
Repeat steps two and three to add additional comment lines.

- Notification
- Events
- My Profile
- Help & Support
- FAQ
- Settings
- Logout

The new comment lines appears at the top.
4. Enter additional Elements and their value.

0:00 / 1:23

Pause and add comment

Level	WORLD
Event	Floor - WGym - Comp
Score Type	Full Routine
Routine Ide585
Judge Panel	J
Submitted on	10/26/2020
Status	In Queue

Incomplete video

Comments

Time	Element	Comment	Execution	Total
:00	Element Deductions	Comment	Execution -1.3	Total -1.3
:00	Element Start Value	Comment	Execution 13.1	Total 13.1

Final Score
13.1

Leave a comment

Re-enter Score

Completing the Score with Judges Notes Scorecard

Make sure all comment lines are saved and the calculated score is accurate.
Re-enter the calculated score for this routine.

The screenshot shows a web interface for a judges notes scorecard. On the left is a dark sidebar with 'FAQ', 'Settings', and 'Logout' options. The main area features a video player with a red-bordered box containing the text: '5. Make sure all comment lines are saved (all trash cans)' and '6. Confirm the total score by re-entering it.' To the right is a 'Judge Panel' with fields for 'Submitted on' (10/26/2020) and 'Status' (In Queue), along with 'Incomplete video' and 'Flag as inappropriate' buttons. Below the video is a 'Comments' table with columns for Time, Element, Comment, Execution, and Total. The table has three rows: 'Neutral Deductions' (Total: -0.3), 'Deductions' (Total: -1.3), and 'Start Value' (Total: 13.1). To the right of the table is a vertical stack of three red trash can icons, also enclosed in a red box. Below the table is a 'Leave a comment' section with a text area containing '<judges overall comments are left here>'. At the bottom, there are three buttons: 'Preview', 'Submit Score and exit', and 'Recalculate'. A red-bordered box highlights the 'Re-enter Score' field, which contains the value '11.5'. A red arrow points from the text in the video player box to the 'Re-enter Score' field.

Time	Element	Comment	Execution	Total
:00	Neutral Deductions	Comment	-0.3	-0.3
:00	Deductions	Comment	-1.3	-1.3
:00	Start Value	Comment	13.1	13.1

Leave a comment
<judges overall comments are left here>

11.5
Re-enter Score
11.5

Preview Submit Score and exit Recalculate

Completing the Score with Judges Notes Scorecard

Complete the scorecard by adding a brief overall comment then click on Submit Score and Exit.

Your scorecard is complete. Return to your Judges Routine queue for the next routine.

- FAQ
- Settings
- Logout

7. Add a brief overall comment.
8. Click Submit Score and Exit.

0:00 / 1:23

Pause and add comment

Judge Panel J

Submitted on 10/26/2020

Status In Queue

Incomplete video Flag as inappropriate

Comments

Time	Element	Comment	Execution	Total
:00	Neutral Deductions	Comment	-3	-0.3
:00	Deductions	Comment	-1.3	-1.3
:00	Start Value	Comment	13.1	13.1
	Final Score			11.5
	Re-entrance			

Leave a comment
<judges overall comments are left here>

Preview Submit Score and exit Recalculate



Trouble Shooting and FAQs

Q. When should I select Incomplete Video or Flag as Inappropriate.

A. These, typically, are not used in a competition.

- Incomplete: Video starts or ends mid-routine or recording is hard to view.
- Inappropriate: any content that is not family or SafeSport friendly

Q. What do I need to sign up as a judge on Flyp10

A. To participate and be assigned to a Virtual Meet, you will need to add at least one level in your sport to your profile. A photo, scan or pdf of your credentials will need to be uploaded during this step. You will also need to link your USAG number.

Q. Are routines grouped by event or level?

A. Not necessarily. You will receive routines in the order they're are submitted by the clubs.

Q. What happens when I report a bug?

A. The Flyp10 team gets an email alert and the report. We will start assessing the problem. Please describe the bug, the best you can. The Routine ID will be the reference number.

Q. Why can't I 'Save and Submit'?

A. Make sure the following are complete:

- There is commentary in the 'Leave a comment' box.
- The Final Score and the Re-enter Score match
- If you are issued a scorecard with judges notes, make sure all the comment lines have a red garbage can to the right of them.



Support:

Talk/Text: 302-635-9710

Email: hello@flyp10.com