

NCAA Gymnastics Score Sheet

Teams: Home Arizona State University Visitor Eastern Michigan University

Date Mar 31, 2022 Place University Of Oklahoma Gymnastics Attendance 0

Name		1	2	3	4	nd	AVE	Name	1	2	3	4	nd	AVE
V A U L T	1 Jordyn Jaslow 204	9.65	9.70	9.70	9.60		9.675							
	2 Emily White 213	9.65	9.75	9.80	9.75		9.750							
	3 Gracie Reeves 207	9.40	9.40	9.40	9.50		9.400							
	4 Jada Mangahas 205	9.85	9.75	9.70	9.85		9.800							
	5 Hannah Scharf 209	9.80	9.80	9.90	9.85		9.825							
	6 Isabel Redmond 206	9.75	9.65	9.75	9.75		9.750							

Vault Score: 48.800 Running Score: 48.800 Vault Score: 0.000 Running Score: 0.000

B A R S	1 Jada Mangahas 205	9.80	9.85	9.85	9.80		9.825							
	2 Cienna Samiley 208	9.80	9.80	9.80	9.85		9.800							
	3 Isabel Redmond 206	9.85	9.75	9.85	9.80		9.825							
	4 Emily White 213	9.85	9.85	9.90	9.85		9.850							
	5 Hannah Scharf 209	9.90	9.85	9.85	9.85		9.850							
	6 Sarah Clark 201	9.80	9.85	9.75	9.75		9.775							

Bars Score: 49.150 Running Score: 97.950 Bars Score: 0.000 Running Score: 0.000

B E A M	1 Megan Thompson 212	9.80	9.70	9.80	9.75		9.775	1 Ella Chemotti 950	9.90	9.90	9.85	9.90		9.900
	2 Skye Harper 203	9.80	9.85	9.80	9.80		9.800							
	3 Jasmine Gutierrez 202	9.80	9.75	9.75	9.70		9.750							
	4 Emily White 213	9.85	9.85	9.85	9.85		9.850							
	5 Sarah Clark 201	9.90	9.90	9.95	9.85		9.900							
	6 Hannah Scharf 209	9.90	9.80	9.75	9.85		9.825							

Beam Score: 49.150 Running Score: 147.100 Beam Score: 9.900 Running Score: 9.900

F L O O R	1 Jordyn Jaslow 204	9.85	9.80	9.85	9.85		9.850							
	2 Jasmine Gutierrez 202	9.95	9.90	9.90	9.85		9.900							
	3 Sarah Clark 201	9.90	9.90	9.90	9.90		9.900							
	4 Emily White 213	9.90	9.85	9.90	9.90		9.900							
	5 Jada Mangahas 205	9.90	9.90	9.85	9.90		9.900							
	6 Hannah Scharf 209	9.90	9.90	9.90	9.90		9.900							

Floor Score: 49.500 Running Score: 196.600 Floor Score: 0.000 Running Score: 9.900

Final Team Score: 196.600

Final Team Score: 9.900

All-Arounders

All-Arounders

V T U B B B F X A A	White	Scharf												
	9.750	9.825												
	9.850	9.850												
	9.850	9.825												
	9.900	9.900												
	39.350	39.400												

Judge's Signatures * VT Robin Ruegg (B), Denise Jensen (N) * UB Louis Colburn (B), Linda Fenton (N) * BB Dianne Grayson (B), Kelly-Ann Rayle (N) * FX Kim Riley (N), Karen Tilton (N)

* Head Judge VT Tina Snyder (N), Tia Tedder (N) UB Sandra Holsaple (N), Terri Cooper (N) BB Jeannie Lippert (N), AnnaLee Olsen (N) FX Laurie Balerud (N), Kat Sgamba (N)

Coach's Signature _____ Coach's Signature _____

NCAA Gymnastics Score Sheet

Teams: Home Illinois State University Visitor Lindenwood University

Date Mar 31, 2022 Place University Of Oklahoma Gymnastics Attendance 0

Name		1	2	3	4	nd	AVE	Name		1	2	3	4	nd	AVE
V A U L T	1 Alana Laster	954	9.70	9.70	9.70	9.55	9.700	1	Gayla Griswold	956	9.75	9.85	9.90	9.90	9.875
	2 Angelica Labat	953	9.80	9.75	9.85	9.85	9.825								

Vault Score: 19.525 Running Score: 19.525 Vault Score: 9.875 Running Score: 9.875

B A R S	1 Angelica Labat	953	9.85	9.80	9.75	9.80	9.800								

Bars Score: 9.800 Running Score: 29.325 Bars Score: 0.000 Running Score: 9.875

B E A M	1 Angelica Labat	953	9.80	9.80	9.80	9.90	9.800								

Beam Score: 9.800 Running Score: 39.125 Beam Score: 0.000 Running Score: 9.875

F L O O R	1 Jaye Mack	955	9.95	9.90	9.90	9.95	9.925								
	2 Angelica Labat	953	9.85	9.90	9.85	9.85	9.850								

Floor Score: 19.775 Running Score: 58.900 Floor Score: 0.000 Running Score: 9.875

Final Team Score: 58.900

Final Team Score: 9.875

All-Arounders

All-Arounders

V T	Labat															
	9.825															
	U B	9.800														
		B B	9.800													
	F X		9.850													
		AA	39.275													

Judge's Signatures * VT Robin Ruegg (B), Denise Jensen (N) * UB Louis Colburn (B), Linda Fenton (N) * BB Dianne Grayson (B), Kelly-Ann Rayle (N) * FX Kim Riley (N), Karen Tilton (N)

* Head Judge VT Tina Snyder (N), Tia Tedder (N) UB Sandra Holsaple (N), Terri Cooper (N) BB Jeannie Lippert (N), AnnaLee Olsen (N) FX Laurie Balerud (N), Kat Sgamba (N)

Coach's Signature _____ Coach's Signature _____

NCAA Gymnastics Score Sheet

Teams: Home Pennsylvania State University Visitor University Of Arizona

Date Mar 31, 2022 Place University Of Oklahoma Gymnastics Attendance 0

Name		1	2	3	4	nd	AVE	Name		1	2	3	4	nd	AVE	
V A U L T								1	Caroline Herry	105	9.85	9.80	9.80	9.80		9.800
								2	Emily Mueller	111	9.80	9.80	9.80	9.85		9.800
								3	Alysen Fears	103	9.75	9.80	9.80	9.75		9.775
								4	Danielle Nosek	112	9.70	9.85	9.75	9.80		9.775
								5	Jessica Castles	114	9.75	9.80	9.75	9.80		9.775
								6	Malia Hargrove	104	9.75	9.80	9.80	9.75		9.775

Vault Score: 0.000 Running Score: 0.000 Vault Score: 48.925 Running Score: 48.925

B A R S	1	Lauren Bridgens	959	9.90	9.80	9.85	9.85		9.850	1	Emily Mueller	111	9.85	9.85	9.85	9.85		9.850
										2	Mackinzie Kane	106	9.80	9.85	9.85	9.80		9.825
										3	Bailey McCabe	110	9.80	9.80	9.80	9.75		9.800
										4	Elena Deets	102	9.85	9.85	9.80	9.80		9.825
										5	Alysen Fears	103	9.90	9.80	9.85	9.85		9.850
										6	Malia Hargrove	104	9.85	9.95	9.90	9.90		9.900

Bars Score: 9.850 Running Score: 9.850 Bars Score: 49.250 Running Score: 98.175

B E A M										1	Alysen Fears	103	9.75	9.70	9.70	9.60		9.700
										2	Caroline Herry	105	9.80	9.75	9.80	9.85		9.800
										3	Jessica Castles	114	9.85	9.80	9.80	9.80		9.800
										4	Malia Hargrove	104	9.90	9.85	9.90	9.90		9.900
										5	Emily Mueller	111	9.10	9.00	9.05	9.05		9.050
										6	Sirena Linton	108	9.95	9.90	9.85	9.95		9.925

Beam Score: 0.000 Running Score: 9.850 Beam Score: 49.125 Running Score: 147.300

F L O O R										1	Libby Orman	113	9.85	9.80	9.85	9.85		9.850
										2	Emily Mueller	111	9.80	9.90	9.80	9.90		9.850
										3	Elena Deets	102	9.95	9.85	9.95	9.90		9.925
										4	Alysen Fears	103	9.90	9.90	9.85	9.90		9.900
										5	Caroline Herry	105	9.90	9.90	9.90	9.90		9.900
										6	Malia Hargrove	104	9.90	9.90	9.95	9.95		9.925

Floor Score: 0.000 Running Score: 9.850 Floor Score: 49.500 Running Score: 196.800

Final Team Score: 9.850

Final Team Score: 196.800

All-Arounders

All-Arounders

V T U B B B F X A A																		
											Mueller	Hargrove	Fears					
											9.800	9.775	9.775					
											9.850	9.900	9.850					
											9.050	9.900	9.700					
											9.850	9.925	9.900					
										38.550	39.500	39.225						

Judge's Signatures * VT Robin Ruegg (B), Denise Jensen (N) * UB Louis Colburn (B), Linda Fenton (N) * BB Dianne Grayson (B), Kelly-Ann Rayle (N) * FX Kim Riley (N), Karen Tilton (N)

* Head Judge VT Tina Snyder (N), Tia Tedder (N) UB Sandra Holsaple (N), Terri Cooper (N) BB Jeannie Lippert (N), AnnaLee Olsen (N) FX Laurie Balerud (N), Kat Sgamba (N)

Coach's Signature _____ Coach's Signature _____

NCAA Gymnastics Score Sheet

Teams: Home University Of Arkansas Visitor University Of Oklahoma

Date Mar 31, 2022 Place University Of Oklahoma Gymnastics Attendance 0

Name		1	2	3	4	nd	AVE	Name		1	2	3	4	nd	AVE
V A U L T	1 Emma Kelley 307	9.70	9.80	9.75	9.75		9.750	1 Allie Stern 711	9.90	9.90	9.95	9.90		9.900	
	2 Savannah Pennese 310	9.75	9.80	9.85	9.80		9.800	2 Katherine Levasseur 707	9.75	9.85	9.85	9.75		9.800	
	3 Sarah Shaffer 314	9.75	9.80	9.85	9.80		9.800	3 Jordan Bowers 701	9.95	9.95	9.95	9.90		9.950	
	4 Amanda Elswick 301	9.80	9.80	9.85	9.85		9.825	4 Danielle Sievers 709	9.80	9.85	9.90	9.85		9.850	
	5 Kennedy Hambrick 304	9.90	9.90	9.85	9.90		9.900	5 Olivia Trautman 714	9.90	9.90	9.85	9.90		9.900	
	6 Leah Smith 315						0.000	6 Danae Fletcher 704	9.90	9.95	9.95	9.95		9.950	

Vault Score: **49.075** Running Score: **49.075** Vault Score: **49.550** Running Score: **49.550**

B A R S	1 Leah Smith 315	9.75	9.80	9.80	9.85		9.800	1 Danielle Sievers 709	9.90	9.90	9.90	9.90		9.900
	2 Jensen Scalzo 312	9.80	9.85	9.85	9.85		9.850	2 Katherine Levasseur 707	9.85	9.90	9.90	9.85		9.875
	3 Maddie Jones 306	9.90	9.90	9.90	9.95		9.900	3 Karrie Thomas 713	9.85	9.85	9.85	9.85		9.850
	4 Sarah Shaffer 314	9.95	9.95	9.95	9.95		9.950	4 Ragan Smith 710	9.95	9.95	9.90	9.90		9.925
	5 Kennedy Hambrick 304	9.90	9.90	9.95	9.90		9.900	5 Jordan Bowers 701	9.95	9.95	10.00	10.00		9.975
	6 Maggie O'Hara 309	9.85	9.85	9.85	9.85		9.850	6 Audrey Davis 702	9.95	9.95	9.90	9.95		9.950

Bars Score: **49.450** Running Score: **98.525** Bars Score: **49.625** Running Score: **99.175**

B E A M	1 Kalyxta Gamiao 302	9.75	9.70	9.80	9.85		9.775	1 Jenna Dunn 703	9.90	9.90	9.85	9.90		9.900
	2 Leah Smith 315	9.70	9.50	9.75	9.65		9.675	2 Olivia Trautman 714	9.90	9.90	9.90	9.90		9.900
	3 Kiara Gianfagna 303	9.80	9.85	9.80	9.80		9.800	3 Katherine Levasseur 707	9.90	9.85	9.90	9.95		9.900
	4 Bailey Lovett 308	9.85	9.80	9.90	9.85		9.850	4 Audrey Davis 702	9.90	9.90	9.85	9.90		9.900
	5 Kennedy Hambrick 304	9.85	9.90	9.85	9.90		9.875	5 Carly Woodard 715	9.75	9.80	9.75	9.50		9.750
	6 Amanda Elswick 301	9.80	9.80	9.75	9.70		9.775	6 Ragan Smith 710	9.90	9.85	9.85	9.90		9.875

Beam Score: **49.075** Running Score: **147.600** Beam Score: **49.475** Running Score: **148.650**

F L O O R	1 Savannah Pennese 310	9.85	9.85	9.85	9.80		9.850	1 Bell Johnson 705	9.90	9.90	9.90	9.90		9.900
	2 Maddie Jones 306	9.90	9.90	9.90	9.85		9.900	2 Carly Woodard 715	9.85	9.85	9.95	9.85		9.850
	3 Sarah Shaffer 314	9.80	9.80	9.75	9.90		9.800	3 Danae Fletcher 704	9.85	9.85	9.80	9.85		9.850
	4 Leah Smith 315	7.00	7.40	7.60	7.20	-2.1	5.200	4 Danielle Sievers 709	9.90	9.90	9.90	9.90		9.900
	5 Kennedy Hambrick 304	9.90	9.90	9.90	9.90		9.900	5 Jordan Bowers 701	9.95	9.95	9.95	9.95		9.950
	6 Bailey Lovett 308	9.90	9.90	9.95	9.95		9.925	6 Ragan Smith 710	9.90	9.95	9.90	9.95		9.925

Floor Score: **49.375** Running Score: **196.975** Floor Score: **49.525** Running Score: **198.175**

Final Team Score: 196.975

Final Team Score: 198.175

All-Arounders

All-Arounders

V T U B B B F X A A	Smith	Hambrick												
	0.000	9.900												
	9.800	9.900												
	9.675	9.875												
	5.200	9.900												
	24.675	39.575												

Judge's Signatures * VT Robin Ruegg (B), Denise Jensen (N) * UB Louis Colburn (B), Linda Fenton (N) * BB Dianne Grayson (B), Kelly-Ann Rayle (N) * FX Kim Riley (N), Karen Tilton (N)

* Head Judge VT Tina Snyder (N), Tia Tedder (N) UB Sandra Holsaple (N), Terri Cooper (N) BB Jeannie Lippert (N), AnnaLee Olsen (N) FX Laurie Balerud (N), Kat Sgarba (N)

Coach's Signature _____ Coach's Signature _____

NCAA Gymnastics Score Sheet

Teams: Home University Of Pennsylvania Visitor West Virginia University

Date Mar 31, 2022 Place University Of Oklahoma Gymnastics Attendance 0

Name		1	2	3	4	nd	AVE	Name		1	2	3	4	nd	AVE
V A U L T															

Vault Score: 0.000 Running Score: 0.000 Vault Score: 0.000 Running Score: 0.000

B A R S															

Bars Score: 0.000 Running Score: 0.000 Bars Score: 0.000 Running Score: 0.000

B E A M	1	Mccaleigh Marr	957	9.75	9.85	9.75	9.80		9.775						

Beam Score: 9.775 Running Score: 9.775 Beam Score: 0.000 Running Score: 0.000

F L O O R															
	1	Kendra Combs	905	9.95	9.90	9.85	9.95		9.925						

Floor Score: 0.000 Running Score: 9.775 Floor Score: 9.925 Running Score: 9.925

Final Team Score: 9.775

Final Team Score: 9.925

All-Arounders

All-Arounders

V T U B B B F X A A															

Judge's Signatures * VT Robin Ruegg (B), Denise Jensen (N) * UB Louis Colburn (B), Linda Fenton (N) * BB Dianne Grayson (B), Kelly-Ann Rayle (N) * FX Kim Riley (N), Karen Tilton (N)

* Head Judge VT Tina Snyder (N), Tia Tedder (N) UB Sandra Holsaple (N), Terri Cooper (N) BB Jeannie Lippert (N), AnnaLee Olsen (N) FX Laurie Balerud (N), Kat Sgamba (N)

Coach's Signature _____ Coach's Signature _____





Norman Regional Second Round S2

Team Results

Mar 31, 2022

Page: 1
Printed: 3/31/2022 9:07 PM

Women / 10
Session: 1

Rank	Gym	Team	Score				
1	Oklahoma	X	198.175	49.550 1	49.625 1	49.475 1	49.525 1
2	Arkansas	X	196.975	49.075 2	49.450 2	49.075 4	49.375 4
3	Arizona	X	196.800	48.925 3	49.250 3	49.125 3	49.500 2T
4	Arizona State	X	196.600	48.800 4	49.150 4	49.150 2	49.500 2T
5	Illinois State	X	58.900	19.525 5	9.800 6	9.800 6	19.775 5
6	West Virginia	X	9.925	0.000 7T	0.000 7T	0.000 8T	9.925 6
7	Eastern Michigan	X	9.900	0.000 7T	0.000 7T	9.900 5	0.000 7T
8	Lindenwood	X	9.875	9.875 6	0.000 7T	0.000 8T	0.000 7T
9	Penn State	X	9.850	0.000 7T	9.850 5	0.000 8T	0.000 7T
10	Penn	X	9.775	0.000 7T	0.000 7T	9.775 7	0.000 7T

Norman Regional Second Round S2

Event Results - Vault

Mar 31, 2022

Page: 1
Printed: 3/31/2022 9:05 PM

Women / 10
Session: 1



Rank	Num	Name	Gym	Start	Score	Out
1T	701	Jordan Bowers	Oklahoma	___.	9.950	0.000
1T	704	Danae Fletcher	Oklahoma	___.	9.950	0.000
3T	304	Kennedy Hambrick	Arkansas	___.	9.900	0.050
3T	714	Olivia Trautman	Oklahoma	___.	9.900	0.050
3T	711	Allie Stern	Oklahoma	___.	9.900	0.050
6	956	Gayla Griswold	Lindenwood	___.	9.875	0.075
7	709	Danielle Sievers	Oklahoma	___.	9.850	0.100
8T	209	Hannah Scharf	Arizona State	___.	9.825	0.125
8T	953	Angelica Labat	Illinois State	___.	9.825	0.125
8T	301	Amanda Elswick	Arkansas	___.	9.825	0.125
11T	111	Emily Mueller	Arizona	___.	9.800	0.150
11T	707	Katherine Levasseur	Oklahoma	___.	9.800	0.150
11T	314	Sarah Shaffer	Arkansas	___.	9.800	0.150
11T	205	Jada Mangahas	Arizona State	___.	9.800	0.150
11T	105	Caroline Herry	Arizona	___.	9.800	0.150
11T	310	Savannah Pennese	Arkansas	___.	9.800	0.150
17T	104	Malia Hargrove	Arizona	___.	9.775	0.175
17T	103	Alysen Fears	Arizona	___.	9.775	0.175
17T	114	Jessica Castles	Arizona	___.	9.775	0.175
17T	112	Danielle Nosek	Arizona	___.	9.775	0.175
21T	213	Emily White	Arizona State	___.	9.750	0.200
21T	206	Isabel Redmond	Arizona State	___.	9.750	0.200
21T	307	Emma Kelley	Arkansas	___.	9.750	0.200
24	954	Alana Laster	Illinois State	___.	9.700	0.250
25	204	Jordyn Jaslow	Arizona State	___.	9.675	0.275
26	207	Gracie Reeves	Arizona State	___.	9.400	0.550
27	315	Leah Smith	Arkansas	___.	___.	9.950

Norman Regional Second Round S2

Event Results - Bars

Mar 31, 2022

Page: 1
Printed: 3/31/2022 9:05 PM

Women / 10

Session: 1



Rank	Num	Name	Gym	Start	Score	Out
1	701	Jordan Bowers	Oklahoma	___	9.975	0.000
2T	314	Sarah Shaffer	Arkansas	___	9.950	0.025
2T	702	Audrey Davis	Oklahoma	___	9.950	0.025
4	710	Ragan Smith	Oklahoma	___	9.925	0.050
5T	304	Kennedy Hambrick	Arkansas	___	9.900	0.075
5T	104	Malia Hargrove	Arizona	___	9.900	0.075
5T	709	Danielle Sievers	Oklahoma	___	9.900	0.075
5T	306	Maddie Jones	Arkansas	___	9.900	0.075
9	707	Katherine Levasseur	Oklahoma	___	9.875	0.100
10T	209	Hannah Scharf	Arizona State	___	9.850	0.125
10T	213	Emily White	Arizona State	___	9.850	0.125
10T	103	Alysen Fears	Arizona	___	9.850	0.125
10T	111	Emily Mueller	Arizona	___	9.850	0.125
10*	713	Karrie Thomas	Oklahoma	___	9.850	0.125
10*	959	Lauren Bridgens	Penn State	___	9.850	0.125
10*	309	Maggie O'Hara	Arkansas	___	9.850	0.125
10*	312	Jensen Scalzo	Arkansas	___	9.850	0.125
18T	205	Jada Mangahas	Arizona State	___	9.825	0.150
18T	102	Elena Deets	Arizona	___	9.825	0.150
18T	206	Isabel Redmond	Arizona State	___	9.825	0.150
18T	106	Mackinzie Kane	Arizona	___	9.825	0.150
22T	953	Angelica Labat	Illinois State	___	9.800	0.175
22T	315	Leah Smith	Arkansas	___	9.800	0.175
22*	208	Cienna Samiley	Arizona State	___	9.800	0.175
22*	110	Bailey McCabe	Arizona	___	9.800	0.175
26	201	Sarah Clark	Arizona State	___	9.775	0.200

Norman Regional Second Round S2

Event Results - Beam

Mar 31, 2022

Page: 1
Printed: 3/31/2022 9:06 PM

Women / 10

Session: 1



Rank	Num	Name	Gym	Start	Score	Out
1	108	Sirena Linton	Arizona	___	9.925	0.000
2T	104	Malia Hargrove	Arizona	___	9.900	0.025
2*	707	Katherine Levasseur	Oklahoma	___	9.900	0.025
2*	201	Sarah Clark	Arizona State	___	9.900	0.025
2T	702	Audrey Davis	Oklahoma	___	9.900	0.025
2T	714	Olivia Trautman	Oklahoma	___	9.900	0.025
2*	950	Ella Chemotti	Eastern Michigan	___	9.900	0.025
2*	703	Jenna Dunn	Oklahoma	___	9.900	0.025
9T	304	Kennedy Hambrick	Arkansas	___	9.875	0.050
9T	710	Ragan Smith	Oklahoma	___	9.875	0.050
11T	213	Emily White	Arizona State	___	9.850	0.075
11T	308	Bailey Lovett	Arkansas	___	9.850	0.075
13	209	Hannah Scharf	Arizona State	___	9.825	0.100
14T	953	Angelica Labat	Illinois State	___	9.800	0.125
14T	105	Caroline Herry	Arizona	___	9.800	0.125
14T	114	Jessica Castles	Arizona	___	9.800	0.125
14*	303	Kiara Gianfagna	Arkansas	___	9.800	0.125
14*	203	Skye Harper	Arizona State	___	9.800	0.125
19T	301	Amanda Elswick	Arkansas	___	9.775	0.150
19*	957	Mccaleigh Marr	Penn	___	9.775	0.150
19*	302	Kalyxta Gamiao	Arkansas	___	9.775	0.150
19*	212	Megan Thompson	Arizona State	___	9.775	0.150
23T	202	Jasmine Gutierrez	Arizona State	___	9.750	0.175
23T	715	Carly Woodard	Oklahoma	___	9.750	0.175
25	103	Alysen Fears	Arizona	___	9.700	0.225
26	315	Leah Smith	Arkansas	___	9.675	0.250
27	111	Emily Mueller	Arizona	___	9.050	0.875

Norman Regional Second Round S2

Event Results - Floor

Mar 31, 2022

Page: 1
Printed: 3/31/2022 9:06 PM

Women / 10

Session: 1



Rank	Num	Name	Gym	Start	Score	Out
1	701	Jordan Bowers	Oklahoma	___	9.950	0.000
2T	104	Malia Hargrove	Arizona	___	9.925	0.025
2T	710	Ragan Smith	Oklahoma	___	9.925	0.025
2T	308	Bailey Lovett	Arkansas	___	9.925	0.025
2T	102	Elena Deets	Arizona	___	9.925	0.025
2*	955	Jaye Mack	Illinois State	___	9.925	0.025
2*	905	Kendra Combs	West Virginia	___	9.925	0.025
8T	304	Kennedy Hambrick	Arkansas	___	9.900	0.050
8T	209	Hannah Scharf	Arizona State	___	9.900	0.050
8T	213	Emily White	Arizona State	___	9.900	0.050
8T	103	Alysen Fears	Arizona	___	9.900	0.050
8T	709	Danielle Sievers	Oklahoma	___	9.900	0.050
8T	201	Sarah Clark	Arizona State	___	9.900	0.050
8T	205	Jada Mangahas	Arizona State	___	9.900	0.050
8T	105	Caroline Herry	Arizona	___	9.900	0.050
8T	306	Maddie Jones	Arkansas	___	9.900	0.050
8T	202	Jasmine Gutierrez	Arizona State	___	9.900	0.050
8T	705	Bell Johnson	Oklahoma	___	9.900	0.050
19T	953	Angelica Labat	Illinois State	___	9.850	0.100
19T	111	Emily Mueller	Arizona	___	9.850	0.100
19T	704	Danae Fletcher	Oklahoma	___	9.850	0.100
19T	310	Savannah Pennese	Arkansas	___	9.850	0.100
19T	715	Carly Woodard	Oklahoma	___	9.850	0.100
19T	204	Jordyn Jaslow	Arizona State	___	9.850	0.100
19T	113	Libby Orman	Arizona	___	9.850	0.100
26	314	Sarah Shaffer	Arkansas	___	9.800	0.150
27	315	Leah Smith	Arkansas	___	5.200	4.750





Norman Regional Second Round S2

Event Results - AA

Mar 31, 2022

Page: 1
Printed: 3/31/2022 9:07 PM

Women / 10
Session: 1

Rank	Num	Name	Gym					AA
1	304	Kennedy Hambrick	Arkansas	9.900	9.900	9.875	9.900	39.575
2	104	Malia Hargrove	Arizona	9.775	9.900	9.900	9.925	39.500
3	209	Hannah Scharf	Arizona State	9.825	9.850	9.825	9.900	39.400
4	213	Emily White	Arizona State	9.750	9.850	9.850	9.900	39.350
5	953	Angelica Labat	Illinois State	9.825	9.800	9.800	9.850	39.275
6	103	Alysen Fears	Arizona	9.775	9.850	9.700	9.900	39.225
7	111	Emily Mueller	Arizona	9.800	9.850	9.050	9.850	38.550
8	315	Leah Smith	Arkansas		9.800	9.675	5.200	24.675