







# 2022 Mens Dev Program East Championships

## Meet Results







Apr 29 - May 1, 2022

Rank	Num	Name	Gym	Diff							AA
1	774	Ben Harte	Metro South Gym Acad	Diff: 3.600	3.200	3.000	3.200	2.800	2.200		
				Exec: 9.300	8.100	9.050	8.850	9.500	9.050		
				ND:		-0.300					
				Final: 12.900	11.300	11.750	12.050	12.300	11.250	71.550	
				Place: 1	2	3T	5	5	3T	1	
2	735	Keenan McGavin	Grand Rapids	Diff: 3.600	2.900	3.200	2.800	3.300	3.400		
				Exec: 9.250	7.500	8.250	8.800	8.200	8.800		
				ND:		-0.300	-0.100				
				Final: 12.850	10.400	11.150	11.500	11.500	12.200	69.600	
				Place: 2	10	7	8T	17	1	2	
3	789	Spencer Lewis	CPG	Diff: 3.500	2.000	3.000	3.200	3.000	2.900		
				Exec: 8.750	7.950	9.150	9.100	8.650	7.600		
				ND:		-0.300					
				Final: 12.250	9.950	11.850	12.300	11.650	10.500	68.500	
				Place: 5	13	1	3	16	12	3	
4	808	Harrison Brandt	MPSC	Diff: 3.200	2.600	3.300	2.400	3.200	2.900		
				Exec: 7.950	8.200	8.500	9.000	9.300	7.750		
				ND:							
				Final: 11.150	10.800	11.800	11.400	12.500	10.650	68.300	
				Place: 20T	6	2	10*	2	11	4	
5	687	Diego Rodriguez	Gravity Forge	Diff: 3.600	3.400	3.500	3.200	3.000	1.900		
				Exec: 7.650	6.900	8.350	9.150	9.100	8.800		
				ND:		-0.300					
				Final: 11.250	10.300	11.550	12.350	12.100	10.700	68.250	
				Place: 19	11	6	2	7T	10	5	
6	688	Isaac Waychoff	Gravity Forge	Diff: 3.600	2.700	3.200	2.400	3.200	2.800		
				Exec: 7.550	8.200	8.150	9.000	9.650	8.350		
				ND:	-0.300	-0.300					
				Final: 11.150	10.600	11.050	11.400	12.850	11.150	68.200	
				Place: 20T	8T	8	10*	1	5	6	
7	738	Nathaniel Rogers	NewEra Gym	Diff: 3.500	2.900	3.500	3.200	3.200	3.300		
				Exec: 7.850	5.100	8.250	9.000	8.900	8.600		
				ND:							
				Final: 11.350	8.000	11.750	12.200	12.100	11.900	67.300	
				Place: 18	21	3T	4	7T	2	7	
8	694	Connor Glickman	World Cup Gymnastics	Diff: 3.300	2.900	3.100	2.400	2.500	3.000		
				Exec: 8.400	8.350	7.050	8.800	9.450	8.250		
				ND:	-0.300						
				Final: 11.700	10.950	10.150	11.200	11.950	11.250	67.200	
				Place: 15	5	19	15*	10T	3T	8	
9	569	Jace Littlejohn	Artistic Sports Acad	Diff: 3.000	2.500	2.400	2.200	2.700	2.200		
				Exec: 9.300	8.600	8.650	8.850	9.050	7.550		
				ND:		-0.300					
				Final: 12.300	11.100	10.750	11.050	11.750	9.750	66.700	
				Place: 3T	3	11	19	14T	18	9	
10	771	Ayush Gohil	Meadowlands Gym Acad	Diff: 3.200	2.800	2.400	2.200	3.200	2.200		
				Exec: 8.600	7.000	8.800	9.100	8.950	8.800		
				ND:	-0.300	-0.300					
				Final: 11.800	9.500	10.900	11.300	12.150	11.000	66.650	
				Place: 11*	16	9T	13*	6	7T	10	
11	791	Seth Wayland	CPG	Diff: 3.400	2.600	3.100	3.200	3.200	2.600		
				Exec: 8.650	4.950	8.800	9.200	9.150	7.650		
				ND:		-0.300					
				Final: 12.050	7.550	11.600	12.400	12.350	10.250	66.200	
				Place: 6T	22	5	1	4	14	11	

# 2022 Mens Dev Program East Championships

## Meet Results







Apr 29 - May 1, 2022

Rank	Num	Name	Gym	Diff:							AA
12	775	Ty MacLean	Metro South Gym Acad	Diff: 3.300	3.000	3.400	2.200	2.700	2.200		
				Exec: 8.600	8.350	6.300	9.000	9.300	7.400		
				ND:							
				Final: 11.900	11.350	9.700	11.200	12.000	9.600	65.750	
				Place: 10	1	21	15*	9	19	12	
13	572	Matti Brown	Gymsations	Diff: 3.200	2.000	2.200	2.400	2.900	2.200		
				Exec: 8.600	8.000	8.350	9.100	8.850	7.950		
				ND:		-0.300					
				Final: 11.800	10.000	10.250	11.500	11.750	10.150	65.450	
				Place: 11*	12	16T	8T	14T	15	13	
14	790	Drew Ortego	CPG	Diff: 3.300	2.100	2.300	2.200	3.300	2.100		
				Exec: 8.250	7.050	8.900	9.100	9.100	7.950		
				ND:		-0.300					
				Final: 11.550	9.150	10.900	11.300	12.400	10.050	65.350	
				Place: 17	18	9T	13*	3	16	14	
15	821	Tyler Ostrowski	Paragon NTC	Diff: 3.200	3.000	3.000	1.600	2.700	1.700		
				Exec: 8.800	7.650	7.650	9.250	9.200	7.450		
				ND:							
				Final: 12.000	10.650	10.650	10.850	11.900	9.150	65.200	
				Place: 8	7	12T	22	12T	21	15	
16	835	Jasper Hewes	Stick Six	Diff: 2.900	2.600	2.600	2.200	2.800	2.300		
				Exec: 8.750	8.400	7.250	8.750	8.300	8.050		
				ND:							
				Final: 11.650	11.000	9.850	10.950	11.100	10.350	64.900	
				Place: 16	4	20	20T	20	13	16	
17	659	Tyler Khongkham	Thames Valley	Diff: 3.200	2.200	2.800	2.400	2.700	2.800		
				Exec: 8.550	7.400	8.050	9.100	8.700	7.200		
				ND:		-0.300	-0.100				
				Final: 11.750	9.600	10.550	11.400	11.400	10.000	64.700	
				Place: 14	15	14	10T	18	17	17	
18	657	Ayddan Baran	Thames Valley	Diff: 3.200	2.800	2.300	2.400	3.000	2.800		
				Exec: 8.850	6.950	7.150	9.250	8.950	7.950		
				ND:	-1.300	-0.300					
				Final: 12.050	8.450	9.150	11.650	11.950	10.750	64.000	
				Place: 6T	20	23	7	10T	9	18	
19	682	Nolan Tucker	BKGC	Diff: 3.300	2.600	2.700	2.400	3.200	2.500		
				Exec: 6.450	7.150	7.850	8.800	8.700	8.500		
				ND:	-0.300	-0.300					
				Final: 9.450	9.750	10.250	11.200	11.900	11.000	63.550	
				Place: 24	14	16T	15*	12T	7T	19	
20	727	Evan Kallen	Park Avenue Gym	Diff: 3.300	1.600	3.000	3.200	2.700	3.300		
				Exec: 9.000	6.350	7.750	8.600	8.150	7.800		
				ND:	-1.000	-0.300					
				Final: 12.300	6.950	10.450	11.800	10.850	11.100	63.450	
				Place: 3T	23	15	6	21	6	20	
21	719	Ezra Kahn	Chelsea Piers	Diff: 3.000	2.600	3.100	2.400	3.000	2.200		
				Exec: 7.300	8.000	6.700	8.100	8.250	7.100		
				ND:		-0.300					
				Final: 10.300	10.600	9.500	10.500	11.250	9.300	61.450	
				Place: 22	8T	22	24	19	20	21	
22	599	Ryan Hartle	Pittsburgh Northstar	Diff: 3.400	1.600	2.900	2.200	2.200	2.200		
				Exec: 8.400	7.950	8.050	9.000	8.600	5.100		
				ND:	-1.000	-0.300			-1.000		
				Final: 11.800	8.550	10.650	11.200	10.800	6.300	59.300	
				Place: 11T	19	12T	15*	22	24	22	

# 2022 Mens Dev Program East Championships

## Meet Results

Apr 29 - May 1, 2022

Rank	Num	Name	Gym							AA
23	817	Tommy Leatherberry	Pahnandle Perfection	Diff: 3.100	1.600	2.900	2.200	2.600	1.500	
				Exec: 6.400	7.650	6.150	8.850	7.000	7.300	
				ND: _____	_____	-0.300	-0.100	_____	-2.000	
				Final: 9.500	9.250	8.750	10.950	9.600	6.800	54.850
				Place: 23	17	24	20T	23	23	23
24	648	Matthew Bonville	Sandhills Gymnastics	Diff: 3.000	1.300	2.500	2.200	2.400	1.900	
				Exec: 8.950	6.000	8.000	8.350	3.950	6.850	
				ND: _____	-3.300	-0.300	_____	_____	_____	
				Final: 11.950	4.000	10.200	10.550	6.350	8.750	51.800
				Place: 9	24	18	23	24	22	24