







2022 Mens Dev Program East Championships

Meet Results







Apr 29 - May 1, 2022

Rank	Num	Name	Gym	Diff							AA
1	728	Bruno Peirano	Park Avenue Gym	Diff: 3.900	3.200	3.500	3.600	3.400	3.200		
				Exec: 8.350	8.250	7.850	9.250	8.950	8.250		
				ND:							
				Final: 12.250	11.450	11.350	12.850	12.350	11.450	71.700	
				Place: 3T	2	6	3	5T	5	1	
2	619	Carson Crooks	Hanover Gymnastics	Diff: 3.300	2.900	3.300	2.400	3.300	3.300		
				Exec: 8.600	7.800	8.200	9.000	9.500	8.800		
				ND:							
				Final: 11.900	10.700	11.500	11.400	12.800	12.100	70.400	
				Place: 9*	7	4	11	1	1	2	
3	776	Ryan O'Malley	Metro South Gym Acad	Diff: 3.400	3.200	3.000	3.200	2.900	2.200		
				Exec: 9.300	7.750	8.200	8.950	9.650	8.800		
				ND:		-0.300					
				Final: 12.700	10.950	10.900	12.150	12.550	11.000	70.250	
				Place: 1	5	11T	5	2T	8	3	
4	713	Nathan Bunten	Brestyan's	Diff: 3.600	2.800	3.300	2.400	3.300	3.200		
				Exec: 8.300	8.500	8.100	9.250	9.000	8.050		
				ND:							
				Final: 11.900	11.300	11.400	11.650	12.300	11.250	69.800	
				Place: 9*	3	5	8	7	6	4	
5	824	Michael Renda	TumbleBees	Diff: 3.400	2.500	3.200	3.600	3.300	3.000		
				Exec: 8.200	6.950	8.700	9.500	8.950	8.500		
				ND:	-0.300						
				Final: 11.600	9.150	11.900	13.100	12.250	11.500	69.500	
				Place: 16	16T	1	1	8T	3*	5	
6	800	Diego Delmoral	EVO Gymnastics	Diff: 3.500	3.200	3.100	2.400	3.300	3.000		
				Exec: 8.200	7.850	7.150	9.050	9.250	8.500		
				ND:							
				Final: 11.700	11.050	10.250	11.450	12.550	11.500	68.500	
				Place: 15	4	17	10	2T	3*	6	
7	720	Ryota Sato	Chelsea Piers	Diff: 3.100	3.400	3.300	3.200	2.700	2.400		
				Exec: 7.700	8.200	8.350	8.800	9.650	7.400		
				ND:							
				Final: 10.800	11.600	11.650	12.000	12.350	9.800	68.200	
				Place: 23	1	3	6*	5T	19T	7	
8	632	Ade Simmons	Armory Athletics	Diff: 3.600	2.600	3.300	3.200	3.100	2.300		
				Exec: 8.950	7.200	7.350	9.250	8.800	8.250		
				ND:		-0.300					
				Final: 12.550	9.800	10.350	12.450	11.900	10.550	67.600	
				Place: 2	13	14T	4	13	13	8	
9	589	Colby Young	ENeRGY Kidz	Diff: 3.600	2.900	2.300	2.800	2.700	3.100		
				Exec: 8.450	7.550	9.050	8.050	8.700	8.500		
				ND:		-0.300					
				Final: 12.050	10.450	11.050	10.850	11.400	11.600	67.400	
				Place: 7T	8	10	18	16T	2	9	
10	741	Harrison Gansman	Precision Athletics	Diff: 3.100	2.700	3.100	2.400	2.700	3.100		
				Exec: 8.950	7.150	8.300	8.950	8.950	8.050		
				ND:		-0.300					
				Final: 12.050	9.850	11.100	11.350	11.650	11.150	67.150	
				Place: 7T	12	8*	12	14T	7	10	
11	814	Jamie Tarantino	Levon's Gymnastics	Diff: 3.500	2.800	3.100	2.200	3.300	2.800		
				Exec: 7.600	7.550	8.300	9.050	8.700	8.150		
				ND:		-0.300					
				Final: 11.100	10.350	11.100	11.250	12.000	10.950	66.750	
				Place: 21T	9	8*	13	12	9	11	

2022 Mens Dev Program East Championships

Meet Results







Apr 29 - May 1, 2022

Rank	Num	Name	Gym							AA
12	681	Sean Purcell	BKGC	Diff: 3.300	2.600	2.100	2.400	2.700	2.200	
				Exec: 8.600	6.900	8.000	9.100	9.500	8.500	
				ND: _____	_____	-0.300	_____	_____	_____	
				Final: 11.900	9.500	9.800	11.500	12.200	10.700	65.600
				Place: 9*	15	22	9	10	11*	12
13	834	Ari Dashevsky	Stick Six	Diff: 3.000	2.600	2.900	2.200	2.500	2.100	
				Exec: 8.300	8.150	9.200	8.800	8.900	7.800	
				ND: _____	_____	-0.300	_____	_____	-1.000	
				Final: 11.300	10.750	11.800	11.000	11.400	8.900	65.150
				Place: 19	6	2	15	16T	22	13
14	799	Aven Anderson	EVO Gymnastics	Diff: 3.100	2.500	3.000	1.600	3.100	2.700	
				Exec: 9.050	6.800	7.650	9.300	8.950	7.700	
				ND: _____	-0.300	-0.300	_____	_____	_____	
				Final: 12.150	9.000	10.350	10.900	12.050	10.400	64.850
				Place: 6	19	14T	17	11	14T	14
15	783	James Timmerman	Above The Bar Gym-VA	Diff: 3.600	2.500	3.300	2.400	2.800	2.100	
				Exec: 8.300	7.850	7.850	7.800	9.600	8.000	
				ND: _____	-0.300	_____	_____	_____	-1.000	
				Final: 11.900	10.050	11.150	10.200	12.400	9.100	64.800
				Place: 9*	10	7	23	4	21	15
16	730	Alex Illig	Langley Gymnastics	Diff: 3.000	2.400	2.100	1.600	2.500	2.200	
				Exec: 8.400	7.800	9.050	9.000	8.800	8.050	
				ND: _____	-0.300	-0.300	_____	_____	_____	
				Final: 11.400	9.900	10.850	10.600	11.300	10.250	64.300
				Place: 17	11	13	21	20	16	16
17	795	Logan Matula	Amplitude Gymnastics	Diff: 3.100	2.600	2.800	2.400	3.000	2.200	
				Exec: 8.800	6.550	8.400	8.950	8.350	7.600	
				ND: _____	_____	-0.300	-0.300	_____	_____	
				Final: 11.900	9.150	10.900	11.050	11.350	9.800	64.150
				Place: 9T	16T	11T	14	19	19T	17
18	647	Brady Frank	Ohio Gym Ins	Diff: 4.000	2.700	2.500	2.200	2.800	2.700	
				Exec: 8.250	6.450	7.650	8.750	8.250	8.050	
				ND: _____	_____	-0.300	_____	_____	_____	
				Final: 12.250	9.150	9.850	10.950	11.050	10.750	64.000
				Place: 3T	16T	20T	16	22	10	18
19	763	Amir El-Moslemany	Aeon	Diff: 3.400	2.100	2.500	3.600	3.200	3.100	
				Exec: 8.400	5.100	8.000	9.300	8.200	7.300	
				ND: _____	_____	-0.300	_____	_____	_____	
				Final: 11.800	7.200	10.200	12.900	11.400	10.400	63.900
				Place: 14	23	18	2	16T	14T	19
20	674	Rey Noble	Atlanta Sch Of Gym	Diff: 3.200	2.100	2.100	1.600	2.600	2.100	
				Exec: 8.150	6.550	8.200	9.150	9.650	7.800	
				ND: _____	_____	-0.300	_____	_____	_____	
				Final: 11.350	8.650	10.000	10.750	12.250	9.900	62.900
				Place: 18	21	19	19T	8T	18	20
21	809	Alban Baker	GymTek Academy	Diff: 3.600	2.600	2.000	3.200	2.900	2.200	
				Exec: 7.600	6.350	8.150	8.800	7.200	8.500	
				ND: _____	_____	-0.300	_____	_____	_____	
				Final: 11.200	8.950	9.850	12.000	10.100	10.700	62.800
				Place: 20	20	20T	6*	23	11*	21
22	832	Leo Feuer	Spartan	Diff: 3.500	2.700	3.400	2.800	3.100	3.000	
				Exec: 8.750	5.900	5.850	7.450	8.550	7.000	
				ND: _____	-0.300	_____	_____	_____	_____	
				Final: 12.250	8.300	9.250	10.250	11.650	10.000	61.700
				Place: 3T	22	23	22	14T	17	22

2022 Mens Dev Program East Championships

Meet Results

Apr 29 - May 1, 2022

Rank	Num	Name	Gym							AA
23	732	Jack Garvin	Interactive Acad	Diff: 3.200	2.600	2.100	2.200	2.700	1.900	
				Exec: 7.900	7.100	8.550	8.550	8.550	6.450	
				ND: _____	_____	-0.300	_____	_____	_____	
				Final: 11.100	9.700	10.350	10.750	11.250	8.350	61.500
				Place: 21T	14	14T	19T	21	23	23