







2022 Mens Dev Program East Championships

Meet Results







Apr 29 - May 1, 2022

Rank	Num	Name	Gym	Diff							AA
1	536	Will Terzaken	Arlington Tigers	Diff: 3.700	3.500	3.100	3.200	3.200	3.000		
				Exec: 8.700	8.200	8.650	9.200	9.350	8.650		
				ND:							
				Final: 12.400	11.700	11.750	12.400	12.550	11.650	72.450	
				Place: 1	6	2	1	1	1	1	1
2	489	Dylan Nojiri	Brestyan's	Diff: 3.300	3.500	2.900	2.200	3.100	2.200		
				Exec: 8.550	8.500	9.400	9.000	9.100	8.100		
				ND:			-0.300				
				Final: 11.850	12.000	12.300	10.900	12.200	10.300	69.550	
				Place: 6	1T	1	16T	4	9T	2	2
3	376	Eric Kepler	Apollo Gym- VA	Diff: 3.600	2.900	2.300	2.400	3.000	3.000		
				Exec: 8.400	8.600	8.950	8.700	7.950	8.500		
				ND:							
				Final: 12.000	11.500	11.250	11.100	10.950	11.500	68.300	
				Place: 4	7	4T	13T	20	2	3	3
4	439	JacAlan Cecchini	Dunne's Gymnastics	Diff: 3.600	3.700	3.000	2.400	2.700	2.200		
				Exec: 8.550	8.100	7.750	9.000	8.300	7.950		
				ND:							
				Final: 12.150	11.800	10.750	11.400	11.000	10.150	67.250	
				Place: 2	4T	11T	5*	17T	13	4	4
5	529	Samuel Hayes	Ace Gymnastics- PA	Diff: 3.000	3.400	2.900	2.200	3.200	2.100		
				Exec: 8.700	8.000	7.800	9.000	8.500	8.150		
				ND:							
				Final: 11.700	11.400	10.700	11.200	11.700	10.250	66.950	
				Place: 9T	8	13T	9*	7	11	5	5
6	438	Mala'Khy Campbell	Fairland Gymnastics	Diff: 3.600	2.900	2.200	2.200	3.200	3.000		
				Exec: 8.150	8.250	7.750	9.200	8.000	8.200		
				ND:							
				Final: 11.750	11.150	9.950	11.400	11.200	11.200	66.650	
				Place: 8	10	24	5T	14T	3	6	6
7	539	Santiago Veloz	TumbleBees	Diff: 3.000	3.100	2.900	1.600	2.300	2.200		
				Exec: 8.000	8.900	8.650	9.250	8.000	8.450		
				ND:							
				Final: 11.000	12.000	11.550	10.850	10.300	10.650	66.350	
				Place: 19	1T	3	20T	23T	4T	7	7
8	515	Lincoln Negri	Mich. Elite GA	Diff: 3.200	3.400	3.000	2.200	2.900	2.200		
				Exec: 7.400	8.550	8.200	8.850	9.000	7.200		
				ND:			-0.100				
				Final: 10.600	11.950	11.200	10.950	11.900	9.400	66.000	
				Place: 23	3	6	15	5T	18	8	8
9	555	Finn Hall	Sportsplex Gym- MD	Diff: 3.200	3.600	3.000	2.400	2.900	2.200		
				Exec: 8.150	7.500	7.350	9.000	8.200	8.300		
				ND:							
				Final: 11.350	11.100	10.350	11.400	11.100	10.500	65.800	
				Place: 17	11T	18*	5*	16	7	9	9
10	544	Garrett Lewis	Empowered Athletics	Diff: 3.400	2.500	3.000	2.200	3.200	2.400		
				Exec: 8.200	7.150	7.350	9.000	9.100	8.250		
				ND:							
				Final: 11.600	9.650	10.350	11.200	12.300	10.650	65.750	
				Place: 12	20	18*	9*	2	4T	10	10
11	517	Ryan Mangelsdorf	Aeon	Diff: 3.400	2.100	2.900	2.400	3.100	2.800		
				Exec: 8.700	7.350	8.350	9.150	8.400	7.300		
				ND:	-0.300						
				Final: 12.100	9.150	11.250	11.550	11.500	10.100	65.650	
				Place: 3	22	4T	3	8T	14	11	11

2022 Mens Dev Program East Championships

Meet Results







Apr 29 - May 1, 2022

Rank	Num	Name	Gym	Diff:							AA
12	557	Trevor Rice	Elmhurst	3.100	2.200	2.100	2.200	2.600	2.200		
				Exec: 8.350	9.000	8.300	8.700	8.750	7.800		
				ND:	-0.300						
				Final: 11.450	10.900	10.400	10.900	11.350	10.000		65.000
				Place: 14	13	17	16*	11T	15		12
13	379	Brayden Wyzkowski	Gymsations	3.200	2.200	2.100	2.200	3.000	2.100		
				Exec: 8.200	7.950	8.950	8.950	8.000	8.200		
				ND:	-0.300						
				Final: 11.400	9.850	11.050	11.150	11.000	10.300		64.750
				Place: 15T	19	7	12	17T	9T		13
14	523	Tey Eagles	CGA	3.200	3.000	2.700	2.200	3.000	2.900		
				Exec: 7.500	8.800	7.500	9.250	8.200	6.400		
				ND:							
				Final: 10.700	11.800	10.200	11.450	11.200	9.300		64.650
				Place: 22	4T	21	4	14T	20		14
15	518	Thijs Van Veen	Aeon	3.100	3.500	2.200	2.200	2.800	3.000		
				Exec: 7.450	7.800	8.650	7.750	8.200	7.600		
				ND:							
				Final: 10.550	11.300	10.850	9.950	11.000	10.600		64.250
				Place: 24	9	10	25	17T	6		15
16T	396	Colin Bouarouy	Prestige Gym- PA	3.900	2.100	2.800	2.200	2.700	2.200		
				Exec: 7.200	8.450	7.900	8.900	9.550	7.550		
				ND:	-1.300						
				Final: 11.100	9.250	10.700	11.100	12.250	9.750		64.150
				Place: 18	21	13T	13T	3	17		16T
16T	526	Brendan Griffin	APEX Athletics	3.400	3.100	2.200	2.400	2.700	1.800		
				Exec: 6.900	8.000	7.900	9.000	9.200	7.550		
				ND:							
				Final: 10.300	11.100	10.100	11.400	11.900	9.350		64.150
				Place: 25	11T	23	5*	5T	19		16T
18	538	Elijah Ewell	Ace Gymnastics	3.400	2.100	2.700	3.200	2.700	2.200		
				Exec: 8.250	6.750	8.250	8.400	8.800	8.150		
				ND:	-1.300						
				Final: 11.650	7.550	10.950	11.600	11.500	10.350		63.600
				Place: 11	24	9	2	8T	8		18
19	533	Eli Witherspoon	Amplitude Gymnastics	3.100	2.100	2.100	2.200	2.200	1.600		
				Exec: 8.850	8.600	8.550	8.700	8.100	7.600		
				ND:	-0.300						
				Final: 11.950	10.400	10.650	10.900	10.300	9.200		63.400
				Place: 5	15	16	16*	23T	21		19
20	378	Graden Spenner	Gymsations	3.100	3.000	2.100	2.200	2.800	2.100		
				Exec: 7.650	6.900	8.900	9.000	8.450	6.850		
				ND:							
				Final: 10.750	9.900	11.000	11.200	11.250	8.950		63.050
				Place: 21	18	8	9*	13	22T		20
21	472	Colin Silko	Southern Starz	3.300	1.400	2.400	1.800	2.700	2.100		
				Exec: 8.200	8.550	8.300	9.050	8.650	8.100		
				ND:	-2.300						
				Final: 11.500	7.650	10.700	10.850	11.350	10.200		62.250
				Place: 13	23	13T	20T	11T	12		21
22	409	Rohan Pal	Zenith Gymnastics	3.200	2.800	2.300	1.600	2.700	1.700		
				Exec: 7.650	7.750	7.850	9.300	7.900	7.250		
				ND:	-0.300						
				Final: 10.850	10.250	10.150	10.900	10.600	8.950		61.700
				Place: 20	17	22	16T	21T	22T		22

2022 Mens Dev Program East Championships

Meet Results

Apr 29 - May 1, 2022

Rank	Num	Name	Gym							AA
23	433	Andrew Sapcoe	Yellow Jackets Gym	Diff: 2.800	2.900	2.100	1.600	2.700	0.600	
				Exec: 8.600	7.800	8.200	9.150	7.500	6.400	
				ND: _____	_____	_____	_____	_____	_____	
				Final: 11.400	10.700	10.300	10.750	10.200	7.000	60.350
				Place: 15T	14	20	22	25	24	23
24	541	Parker Bush	Empowered Athletics	Diff: 3.500	1.900	2.200	2.800	2.600	3.000	
				Exec: 8.200	7.150	7.650	7.800	8.850	6.800	
				ND: _____	-2.300	_____	-0.300	_____	_____	
				Final: 11.700	6.750	9.850	10.300	11.450	9.800	59.850
				Place: 9T	25	25	24	10	16	24
25	556	Jae Newman	Elmhurst	Diff: 3.000	2.200	2.200	1.600	2.100	0.000	
				Exec: 8.800	8.450	8.550	9.100	8.500	0.000	
				ND: _____	-0.300	_____	_____	_____	_____	
				Final: 11.800	10.350	10.750	10.700	10.600	0.000	54.200
				Place: 7	16	11T	23	21T	25	25