







# 2022 Mens Dev Program East Championships

## Meet Results







Apr 29 - May 1, 2022

Rank	Num	Name	Gym	Diff							AA
1	363	Micah Richardson	Integrity Gym	Diff: 3.500	3.700	3.100	3.200	3.000	2.800		
				Exec: 7.950	8.050	8.300	8.750	9.300	8.000		
				ND:			-0.300				
				Final: 11.450	11.750	11.400	11.650	12.300	10.800	69.350	
				Place: 11	2T	2T	2	2	3T	1	
2	421	Lukas Surgent	Surgent's Elite Gym	Diff: 2.900	3.000	2.900	2.200	2.900	3.000		
				Exec: 9.250	8.700	8.500	7.900	9.150	7.800		
				ND:							
				Final: 12.150	11.700	11.400	10.100	12.050	10.800	68.200	
				Place: 1	4T	2T	22	3T	3T	2	
3	462	Matthew Harrington	Greater Buffalo Gym	Diff: 3.300	3.000	2.100	2.400	2.800	2.200		
				Exec: 7.950	8.550	9.300	8.900	8.800	8.750		
				ND:							
				Final: 11.250	11.550	11.400	11.300	11.600	10.950	68.050	
				Place: 15T	6T	2T	3	9	2	3	
4	500	Andrew Otgonbaatar	Lakeshore Academy	Diff: 3.500	3.600	2.800	2.400	3.000	2.800		
				Exec: 7.050	8.100	7.800	8.050	9.050	8.550		
				ND:							
				Final: 10.550	11.700	10.600	10.450	12.050	11.350	66.700	
				Place: 23	4T	12	20	3T	1	4	
5	473	Albert Sturhahn	World Cup Gymnastics	Diff: 3.000	2.300	2.700	1.600	2.900	2.800		
				Exec: 8.900	8.450	7.950	9.500	8.850	7.650		
				ND:							
				Final: 11.900	10.750	10.650	11.100	11.750	10.450	66.600	
				Place: 4	11	11	8	6*	7	5	
6	494	Michael Hunter	Chelsea Piers	Diff: 3.000	3.400	3.000	2.200	2.800	2.200		
				Exec: 8.400	8.350	7.550	8.950	8.300	8.350		
				ND:							
				Final: 11.400	11.750	10.550	11.150	11.100	10.550	66.500	
				Place: 12	2T	13T	5*	17	5	6	
7	359	Xavier Kowalski	Lga	Diff: 2.900	2.900	2.700	1.600	3.100	2.800		
				Exec: 8.250	8.650	7.850	9.000	8.900	7.500		
				ND:							
				Final: 11.150	11.550	10.550	10.600	12.000	10.300	66.150	
				Place: 18	6T	13T	15T	5	8T	7	
8	395	Christopher Herms	All American Flames	Diff: 3.100	2.900	2.900	2.200	2.900	2.200		
				Exec: 8.550	7.750	8.300	8.900	8.400	7.900		
				ND:			-0.300				
				Final: 11.650	10.650	11.200	10.800	11.300	10.100	65.700	
				Place: 8T	12T	6	12T	14	10	8	
9	543	Karsten Krampe	Empowered Athletics	Diff: 3.500	2.900	2.300	2.400	2.900	2.600		
				Exec: 8.500	8.350	8.500	8.400	7.650	7.900		
				ND:	-0.300						
				Final: 12.000	10.950	10.800	10.800	10.550	10.500	65.600	
				Place: 2T	9	8T	12T	22	6	9	
10	377	Hayden Ronn	Gymsations	Diff: 3.300	2.500	2.700	2.200	3.000	2.100		
				Exec: 8.250	8.200	8.700	8.400	9.400	7.250		
				ND:	-0.500						
				Final: 11.550	10.200	11.400	10.600	12.400	9.350	65.500	
				Place: 10	17	2T	15*	1	18	10	
11	559	Chase Hernandez	All Pro Gym	Diff: 3.200	3.500	3.100	2.200	3.000	2.900		
				Exec: 7.900	8.350	6.850	8.400	8.500	7.100		
				ND:							
				Final: 11.100	11.850	9.950	10.600	11.500	10.000	65.000	
				Place: 19T	1	22T	15*	11	12	11	

# 2022 Mens Dev Program East Championships

## Meet Results







Apr 29 - May 1, 2022

Rank	Num	Name	Gym							AA
12	506	Brayden Folan	NEAG- Marlborough	Diff: 3.200	2.900	2.700	2.200	3.200	2.100	
				Exec: 8.650	7.100	7.600	8.950	8.050	8.200	
				ND:						
				Final: 11.850	10.000	10.300	11.150	11.250	10.300	64.850
				Place: 5	20	17T	5*	15	8T	12
13	495	Takafumi Mashiko	Chelsea Piers	Diff: 3.500	2.900	3.000	1.600	2.900	2.100	
				Exec: 8.250	8.150	6.650	8.900	8.850	7.950	
				ND:						
				Final: 11.750	11.050	9.650	10.500	11.750	10.050	64.750
				Place: 6	8	24	18*	6*	11	13
14	367	Cooper Love	WCG	Diff: 2.700	2.100	2.800	1.600	2.400	1.600	
				Exec: 8.600	8.250	8.650	9.300	8.950	7.600	
				ND:	-0.300					
				Final: 11.300	10.050	11.450	10.900	11.350	9.200	64.250
				Place: 14	19	1	11	13	20*	14
15	430	Ayden Peczka	Newnan Gymnastics	Diff: 2.500	2.100	2.900	1.600	2.900	2.100	
				Exec: 8.150	8.300	7.900	9.400	8.650	7.350	
				ND:	-0.300					
				Final: 10.650	10.100	10.800	11.000	11.550	9.450	63.550
				Place: 22	18	8T	9	10	15T	15
16	458	Colin Selway	PBG	Diff: 3.400	3.000	2.800	1.600	2.800	1.700	
				Exec: 8.300	7.350	7.150	9.550	8.000	7.750	
				ND:						
				Final: 11.700	10.350	9.950	11.150	10.800	9.450	63.400
				Place: 7	15	22T	5T	18T	15T	16
17	540	Isaac Bradley-Williams	Empowered Athletics	Diff: 3.200	2.900	2.800	2.400	2.500	2.100	
				Exec: 7.250	8.200	7.750	7.900	8.300	7.650	
				ND:	-0.300					
				Final: 10.450	10.800	10.550	10.300	10.800	9.750	62.650
				Place: 24	10	13*	21	18T	13	17
18	524	Colby Miller	CGA	Diff: 3.100	2.100	2.100	2.200	2.600	2.200	
				Exec: 8.900	8.500	8.600	7.850	7.350	7.200	
				ND:	-0.300					
				Final: 12.000	10.300	10.700	10.050	9.950	9.400	62.400
				Place: 2T	16	10	23	24	17	18
19	508	Jude Toothman	NEAG- Marlborough	Diff: 3.100	2.900	2.800	2.400	2.700	2.200	
				Exec: 8.100	6.850	7.750	8.550	8.100	6.500	
				ND:			-0.300			
				Final: 11.200	9.750	10.550	10.650	10.800	8.700	61.650
				Place: 17	21	13*	14	18T	23	19
20	514	Joey Hart	Palmetto Gymnastics	Diff: 2.900	2.900	2.300	1.600	2.600	1.100	
				Exec: 8.350	7.650	8.600	8.900	8.550	5.650	
				ND:						
				Final: 11.250	10.550	10.900	10.500	11.150	6.750	61.100
				Place: 15T	14	7	18*	16	25	20
21T	431	Pope Phillips	Newnan Gymnastics	Diff: 3.300	2.200	2.800	2.400	2.800	1.100	
				Exec: 7.400	7.150	7.500	8.950	8.900	6.850	
				ND:	-0.300		-0.100			
				Final: 10.700	9.050	10.300	11.250	11.700	7.950	60.950
				Place: 21	23	17T	4	8	24	21T
21T	381	Ryker Williams	Gymstix	Diff: 2.800	1.700	2.900	1.600	2.100	2.600	
				Exec: 8.300	8.250	7.300	8.150	8.650	6.900	
				ND:	-0.300					
				Final: 11.100	9.650	10.200	9.750	10.750	9.500	60.950
				Place: 19T	22	19	24	21	14	21T

# 2022 Mens Dev Program East Championships

## Meet Results

Apr 29 - May 1, 2022

Rank	Num	Name	Gym							AA
23	545	Tate Outman	Empowered Athletics	Diff: 3.300	1.500	3.100	4.000	3.200	2.900	
				Exec: 8.050	6.000	7.050	8.550	8.200	6.300	
				ND: _____	-1.300	_____	_____	_____	_____	
				Final: 11.350	6.200	10.150	12.550	11.400	9.200	60.850
				Place: 13	25	20	1	12	20T	23
24	382	Tate Cerny	Premier Gym West	Diff: 2.900	1.500	2.100	1.600	2.700	1.600	
				Exec: 8.750	8.400	7.900	9.350	7.700	7.600	
				ND: _____	-1.300	_____	_____	_____	_____	
				Final: 11.650	8.600	10.000	10.950	10.400	9.200	60.800
				Place: 8T	24	21	10	23	20*	24
25	528	Joey Kattler	CPCT	Diff: 1.000	3.300	2.900	0.000	2.500	2.300	
				Exec: 0.000	7.350	6.100	0.000	6.700	6.950	
				ND: _____	_____	_____	_____	_____	_____	
				Final: 1.000	10.650	9.000	0.000	9.200	9.250	39.100
				Place: 25	12T	25	25	25	19	25