

NCAA Gymnastics Score Sheet

Teams: Home Univ. of Illinois Visitor Univ. of Michigan

Date Apr 1, 2022 Place Penn State - Rec Hall Attendance 0

		Name	D	1	2	3	4	5	nd	AVE			Name	D	1	2	3	4	5	nd	AVE			
FLOOR	1	Dylan Kolak	110	5.3	8.4	8.2				13.600	1	Lais Najjar	213	5.1	8.0	8.3						13.250		
	2	Clay Stephens	113	5.3	8.5	8.6				13.850	2	Casey Cummings	204	4.9	8.3	8.0						-0.1	12.950	
	3	Michael Fletcher	106	5.2	7.0	7.1				12.250	3	Jacob Moore	212	5.5	8.0	8.2						-0.1	13.500	
	4	Hamish Carter	103	5.3	8.2	7.9				13.350	4	Paul Juda	207	5.5	9.0	8.9								14.450
	5	Connor McCool	114	5.8	8.1	8.2				13.950	5	Nick Guy	206	5.6	8.3	8.5								14.000

Floor Score: 67.000 Running Score: 67.000 Floor Score: 68.150 Running Score: 68.150

		Name	D	1	2	3	4	5	nd	AVE			Name	D	1	2	3	4	5	nd	AVE			
POMMEL	1	Michael Fletcher	106	4.3	7.7	8.0				12.150	1	David Willett	221	5.1	7.7	7.6							12.750	
	2	Will Hauke	107	5.0	6.7	6.9				11.800	2	Evgeny Siminiuc	218	4.5	8.8	8.9								13.350
	3	Hamish Carter	103	5.4	7.0	6.6				12.200	3	Jacob Moore	212	5.0	8.1	7.9								13.000
	4	David Pochinka	117	4.9	7.3	7.2				12.150	4	Paul Juda	207	5.0	8.5	8.7								13.600
	5	Ian Skirkey	119	5.7	8.2	8.2				13.900	5	Markus Shears	216	5.3	9.0	9.1								14.350

Pommel Score: 62.200 Running Score: 129.200 Pommel Score: 67.050 Running Score: 135.200

		Name	D	1	2	3	4	5	nd	AVE			Name	D	1	2	3	4	5	nd	AVE			
RINGS	1	Jordan Kovach	111	4.6	8.9	8.9				13.500	1	Crew Bold	203	4.5	9.0	8.8							13.400	
	2	Josh Cook	104	4.7	8.6	8.6				13.300	2	Chris Read	215	5.0	9.0	8.8								13.900
	3	Yan Inhaber-Courches	109	4.6	8.7	8.7				13.300	3	Adam Wooten	223	5.1	8.9	8.9								14.000
	4	Michael Fletcher	106	4.4	8.6	8.5				12.950	4	Paul Juda	207	5.1	8.7	8.9								13.900
	5	Ashton Anaya	101	5.6	8.3	8.1				13.800	5	Javier Alfonso	201	5.4	8.8	8.7								14.150

Rings Score: 66.850 Running Score: 196.050 Rings Score: 69.350 Running Score: 204.550

		Name	D	1	2	3	4	5	nd	AVE			Name	D	1	2	3	4	5	nd	AVE			
VAULT	1	Connor McCool	114	5.3	9.0	9.2				14.400	1	Casey Cummings	204	4.8	9.2	9.4							14.100	
	2	Clay Stephens	113	4.8	9.1	9.3				-0.1 13.900	2	David Wolma	222	5.2	9.1	9.3								14.400
	3	Hamish Carter	103	4.8	9.2	9.4				14.100	3	Paul Juda	207	5.2	9.5	9.5								14.700
	4	Dylan Kolak	110	5.2	9.0	9.0				14.200	4	Jacob Moore	212	5.2	9.3	9.3								14.500
	5	Evan Manivong	112	5.2	9.1	9.2				-0.1 14.250	5	Nick Guy	206	5.2	9.1	9.1								-0.1 14.200

Vault Score: 70.850 Running Score: 266.900 Vault Score: 71.900 Running Score: 276.450

		Name	D	1	2	3	4	5	nd	AVE			Name	D	1	2	3	4	5	nd	AVE			
PARALLEL BARS	1	Michael Fletcher	106	5.2	7.7	8.1				13.100	1	Javier Alfonso	201	4.8	8.7	8.6							13.450	
	2	Clay Stephens	113	5.0	8.2	7.8				13.000	2	Virgil Watkins	220	5.4	7.3	7.3								12.700
	3	Will Hauke	107	5.0	8.8	8.7				13.750	3	Crew Bold	203	5.7	7.6	7.8								13.400
	4	David Pochinka	117	5.4	8.9	8.6				14.150	4	Evgeny Siminiuc	218	5.4	8.9	8.6								14.150
	5	Hamish Carter	103	5.0	7.9	7.6				12.750	5	Paul Juda	207	5.4	8.9	8.8								14.250

P. Bar Score: 66.750 Running Score: 333.650 P. Bar Score: 67.950 Running Score: 344.400

		Name	D	1	2	3	4	5	nd	AVE			Name	D	1	2	3	4	5	nd	AVE			
HIGH BAR	1	Evan Manivong	112	4.8	7.2	7.6				12.200	1	Miles Miller	211	4.7	8.9	8.8							13.550	
	2	Clay Stephens	113	5.2	8.2	7.9				13.250	2	Adam Wooten	223	5.2	8.6	8.8								13.900
	3	Will Hauke	107	3.9	8.3	8.0				12.050	3	Crew Bold	203	5.6	8.1	7.9								13.600
	4	David Pochinka	117	4.5	7.6	8.0				12.300	4	Evgeny Siminiuc	218	4.8	8.8	8.5								13.450
	5	Hamish Carter	103	4.9	8.6	8.6				13.500	5	Paul Juda	207	5.5	9.0	8.9								14.450

H. Bar Score: 63.300 Running Score: 396.950 H. Bar Score: 68.950 Running Score: 413.350

Final Team Score: 396.950

Final Team Score: 413.350

All-Arounders

	Carter	Fletcher			
FX	13.350	12.250			
PH	12.200	12.150			
SR	13.500	12.950			
VT	14.100	14.200			
PB	12.750	13.100			
HB	13.500	13.200			
AA	79.400	77.850			

All-Arounders

	Juda	Moore			
	14.450	13.500			
	13.600	13.000			
	13.900	13.600			
	14.700	14.500			
	14.250	13.450			
	14.450	12.600			
	85.350	80.650			

Judge's Signatures *FX Dan Bachman *PH Tim [Signature] *SR [Signature] *PB [Signature] *HB [Signature]
 *Head Judge [Signature]
 Coach's Signature [Signature] Coach's Signature [Signature]

NCAA Gymnastics Score Sheet

Teams: Home *Penn State Univ.

Visitor Ohio State Univ.

Date Apr 1, 2022

Place Penn State - Rec Hall

Attendance

0

Name	D	1	2	3	4	5	nd	AVE
1 Ethan Dick	506	5.1	8.3	8.3				13.400
2 Kaleb Booth	502	5.3	6.7	6.8				12.050
3 Michael Artlip	501	5.1	7.5	7.9				12.800
4 Robbie Shamp	517	5.4	8.0	8.3				13.550
5 Matt Cormier	505	5.8	7.0	7.2				12.900

Name	D	1	2	3	4	5	nd	AVE
1 Dexter Roettker	418	5.2	8.2	8.1				13.350
2 Jakob Murray	413	5.2	8.4	8.5				13.650
3 Kazuki Hayashi	408	5.3	8.3	8.3				13.600
4 Kameron Nelson	414	5.6	7.8	7.8				13.400
5 Jesse Tyndall	421	5.6	8.4	8.6				14.100

Floor Score: 64.700 Running Score: 64.700

Floor Score: 68.100 Running Score: 68.100

Name	D	1	2	3	4	5	nd	AVE
1 Ethan Dick	506	5.2	8.0	8.3				13.350
2 Josh Karnes	508	5.4	7.4	7.0				12.600
3 Michael Jaroh	507	4.9	5.5	5.6				10.450
4 Nick Mock	511	5.4	8.7	8.7				14.100
5 Chase Clingman	504	5.5	8.6	8.8				14.200

Name	D	1	2	3	4	5	nd	AVE
1 Andrew Brower	405	5.0	7.9	8.1				13.000
2 Curtis Chang	406	4.8	8.0	8.2				12.900
3 Luke Smigliani	420	4.9	8.7	8.7				13.600
4 Justin Ah Chow	401	4.3	6.7	6.6				10.950
5 Trevor Cummings	407	4.7	7.7	8.0				12.550

Pommel Score: 64.700 Running Score: 129.400

Pommel Score: 63.000 Running Score: 131.100

Name	D	1	2	3	4	5	nd	AVE
1 Robbie Shamp	517	4.8	8.5	8.4				13.250
2 Josh Reinstein	515	4.9	8.0	8.1				12.950
3 Nathaniel Warren	519	4.7	8.6	8.4				13.200
4 Michael Jaroh	507	4.8	9.0	9.0				13.800
5 Matt Cormier	505	4.7	8.8	8.6				13.400

Name	D	1	2	3	4	5	nd	AVE
1 Kameron Nelson	414	4.9	8.7	8.9				13.700
2 Tyler Rockwood	417	4.7	9.0	9.1				13.750
3 Luke Smigliani	420	4.6	8.3	8.2				12.850
4 Donovan Hewitt	409	5.5	9.0	8.9				14.450
5 Jesse Tyndall	421	5.1	8.6	8.8				13.800

Rings Score: 66.600 Running Score: 196.000

Rings Score: 68.550 Running Score: 199.650

Name	D	1	2	3	4	5	nd	AVE
1 Brady Yamamoto	521	4.8	8.8	8.6				13.500
2 Kaleb Booth	502	4.8	9.1	9.3			-0.1	13.900
3 Michael Artlip	501	4.8	9.0	8.9				13.750
4 Matt Cormier	505	5.2	9.2	9.4			-0.1	14.400
5 Michael Jaroh	507	5.2	9.3	9.2				14.450

Name	D	1	2	3	4	5	nd	AVE
1 Kazuki Hayashi	408	4.8	9.0	8.8				13.700
2 Dexter Roettker	418	5.3	9.5	9.5				14.800
3 Kameron Nelson	414	5.2	9.2	9.3				14.450
4 Donovan Hewitt	409	5.2	9.0	8.9			-0.1	14.050
5 Jesse Tyndall	421	4.8	9.2	9.4				14.100

Vault Score: 70.000 Running Score: 266.000

Vault Score: 71.100 Running Score: 270.750

Name	D	1	2	3	4	5	nd	AVE
1 Andres Perez Gines	513	5.1	7.9	7.5				12.800
2 Josh Karnes	508	5.3	8.6	8.4				13.800
3 Ethan Dick	506	5.3	7.6	8.0				13.100
4 Matt Cormier	505	5.1	8.7	8.5				13.700
5 Michael Jaroh	507	5.2	9.0	8.7				14.050

Name	D	1	2	3	4	5	nd	AVE
1 Andrew Brower	405	5.0	8.4	8.4				13.400
2 Domenic Sciulli	419	4.9	7.9	8.3				13.000
3 Jakob Murray	413	5.2	8.4	8.0				13.400
4 Justin Ah Chow	401	5.3	8.6	8.9				14.050
5 Jesse Tyndall	421	5.8	8.4	8.4				14.200

P. Bar Score: 67.450 Running Score: 333.450

P. Bar Score: 68.050 Running Score: 338.800

Name	D	1	2	3	4	5	nd	AVE
1 Robbie Shamp	517	4.2	8.4	8.3				12.550
2 Andres Perez Gines	513	4.7	8.1	8.5				13.000
3 Michael Artlip	501	5.0	7.4	7.0				12.200
4 Matt Cormier	505	4.8	6.2	6.4				11.100
5 Michael Jaroh	507	5.1	8.5	8.3				13.500

Name	D	1	2	3	4	5	nd	AVE
1 Dexter Roettker	418	4.7	7.7	7.9				12.500
2 Domenic Sciulli	419	4.8	7.9	8.3				12.900
3 Donovan Hewitt	409	4.4	7.3	7.7				11.900
4 Kazuki Hayashi	408	5.0	7.5	8.0				12.750
5 Jesse Tyndall	421	5.4	8.5	8.4				13.850

H. Bar Score: 62.350 Running Score: 395.800

H. Bar Score: 63.900 Running Score: 402.700

Final Team Score: 395.800

Final Team Score: 402.700

All-Arounders

	Cormier	Jaroh
FX	12.900	12.750
PH	11.750	10.450
SR	13.400	13.800
VT	14.400	14.450
PB	13.700	14.050
HB	11.100	13.500
AA	77.250	79.000

All-Arounders

	Tyndall
FX	14.100
PH	12.550
SR	13.800
VT	14.100
PB	14.200
HB	13.850
AA	82.600

Judge's Signatures *FX Dan Bachman *PH

*SR George Kratz

*VT Jerry Byrly

*PB David Johnston

*HB Geoff DeJonge

*Head Judge

David Hanson, Greg Didech

Pavlov Vessin, Mike Nowburger

Mitch Griffin, Dave Contreras

Aubrey DeJong, Mandi Jordan

Justin Kroll, Devin Debacker

Michael Curth, Andy Zimbor

Coach's Signature

Randy Jepsen

Coach's Signature

Rustam Sharipov

NCAA Gymnastics Score Sheet

Teams: Home Univ. of Nebraska Visitor _____

Date Apr 1, 2022 Place Penn State - Rec Hall Attendance 0

		Name	D	1	2	3	4	5	nd	AVE			Name	D	1	2	3	4	5	nd	AVE	
FLOOR	1	Dylan LeClair	312	4.7	8.6	8.5				13.250												
	2	Chris Hiser	308	5.2	8.0	7.8				13.100												
	3	Taylor Christopoulos	303	5.5	8.2	8.4				13.800												
	4	Charlie Giles	306	5.4	7.8	8.0				13.300												
	5	Sam Phillips	317	5.6	7.4	7.4				-0.2	12.800											

Floor Score: 66.250 Running Score: 66.250 Floor Score: 0.000 Running Score: 0.000

		Name	D	1	2	3	4	5	nd	AVE			Name	D	1	2	3	4	5	nd	AVE	
POMMEL	1	Taylor Christopoulos	303	4.7	8.2	8.1				12.850												
	2	Travis Wong	319	4.7	9.0	8.9				13.650												
	3	Khail Jackson	309	5.3	8.3	8.0				13.450												
	4	Evan Kriley	311	5.3	9.0	8.9				14.250												
	5	Charlie Giles	306	5.8	8.0	7.8				13.700												

Pommel Score: 67.900 Running Score: 134.150 Pommel Score: 0.000 Running Score: 0.000

		Name	D	1	2	3	4	5	nd	AVE			Name	D	1	2	3	4	5	nd	AVE	
RINGS	1	Liam Doherty-Herwitz	305	4.5	8.8	9.0				13.400												
	2	Moritz Mueller	315	4.4	7.6	7.4				11.900												
	3	Dylan Young	320	4.8	8.9	9.0				13.750												
	4	Sam Phillips	317	4.6	8.5	8.6				13.150												
	5	Dylan LeClair	312	4.7	7.9	8.0				12.650												

Rings Score: 64.850 Running Score: 199.000 Rings Score: 0.000 Running Score: 0.000

		Name	D	1	2	3	4	5	nd	AVE			Name	D	1	2	3	4	5	nd	AVE	
VAULT	1	Liam Doherty-Herwitz	305	5.2	9.0	9.1				-0.3	13.950											
	2	Donte McKinney	313	5.2	9.3	9.4				-0.1	14.450											
	3	Sam Phillips	317	5.2	9.4	9.2					14.500											
	4	Charlie Giles	306	5.2	9.2	9.0					14.300											
	5	Taylor Christopoulos	303	5.2	9.4	9.4					14.600											

Vault Score: 71.800 Running Score: 270.800 Vault Score: 0.000 Running Score: 0.000

		Name	D	1	2	3	4	5	nd	AVE			Name	D	1	2	3	4	5	nd	AVE	
P.BAR	1	Dylan LeClair	312	4.8	8.4	8.6				13.300												
	2	Liam Doherty-Herwitz	305	4.4	7.8	7.6				12.100												
	3	Sam Phillips	317	5.3	7.8	7.4				12.900												
	4	Dylan Young	320	4.7	8.1	8.3				12.900												
	5	Dillon King	310	4.9	9.0	8.8				13.800												

P. Bar Score: 65.000 Running Score: 335.800 P. Bar Score: 0.000 Running Score: 0.000

		Name	D	1	2	3	4	5	nd	AVE			Name	D	1	2	3	4	5	nd	AVE	
H.BAR	1	Dylan LeClair	312	4.3	9.0	8.9				13.250												
	2	Taylor Christopoulos	303	4.4	9.1	9.2				13.550												
	3	Donte McKinney	313	4.8	9.2	9.0				13.900												
	4	Dillon King	310	4.9	8.9	9.1				13.900												
	5	Sam Phillips	317	5.5	8.3	8.6				13.950												

H. Bar Score: 68.550 Running Score: 404.350 H. Bar Score: 0.000 Running Score: 0.000

Final Team Score: 404.350 Final Team Score: 0.000

All-Arounders

	LeClair	Phillips				
FX	13.250	12.800				
PH	8.750	11.000				
SR	12.650	13.150				
VT	14.050	14.500				
PB	13.300	12.900				
HB	13.250	13.950				
AA	75.250	78.300				

All-Arounders

FX						
PH						
SR						
VT						
PB						
HB						
AA						







Judge's Signatures *FX Dem Bachman *PH [Signature] *SR [Signature] *VT [Signature] *PB [Signature] *HB [Signature]
 Dan Bachman Tim Michaels George Krek Lyle Byles Dave Johnson Greg DeJonge
 *Head Judge FX [Signature] PH [Signature] SR [Signature] VT [Signature] PB [Signature] HB [Signature]
 David Hansen, Greg DeJonge, Travis Vesslin, Mike Newburger, Mitch Griffin, Dave Conbers, John Howard, Jonathan Chiles, Justin Kreit, Devin Debacker, Michael Curth, Andy Zembower
 Coach's Signature Chuck Chmelka Coach's Signature Yuan Xiao

2022 Big Ten Championships

Team Results

Apr 1, 2022







Men / 10
Session: 1

Rank	Gym	Team	Score						
1	Michigan	X	413.350	68.150 1	67.050 2	69.350 1	71.900 1	67.950 2	68.950 1
2	Nebraska	X	404.350	66.250 4	67.900 1	64.850 5	71.800 2	65.000 5	68.550 2
3	Ohio State	X	402.700	68.100 2	63.000 4	68.550 2	71.100 3	68.050 1	63.900 3
4	Illinois	X	396.950	67.000 3	62.200 5	66.850 3	70.850 4	66.750 4	63.300 4
5	Penn State	X	395.800	64.700 5	64.700 3	66.600 4	70.000 5	67.450 3	62.350 5

2022 Big Ten Championships

Team Results







Apr 1, 2022

Rank	Gym	Team	Score						
1	Michigan	X	413.350	68.150	67.050	69.350	71.900	67.950	68.950
				1	2	1	1	2	1
	207	Paul Juda		14.450	13.600	13.900	14.700	14.250	14.450
	206	Nick Guy		14.000			14.200		
	212	Jacob Moore		13.500	13.000		14.500		
	213	Lais Najjar		13.250					
	204	Casey Cummings		12.950			14.100		
	216	Markus Shears			14.350				
	218	Evgeny Siminiuc			13.350			14.150	13.450
	221	David Willett			12.750				
	201	Javier Alfonso				14.150		13.450	
	223	Adam Wooten				14.000			13.900
	215	Chris Read				13.900			
	203	Crew Bold				13.400		13.400	13.600
	222	David Wolma					14.400		
	220	Virgil Watkins						12.700	
	211	Miles Miller							13.550
2	Nebraska	X	404.350	66.250	67.900	64.850	71.800	65.000	68.550
				4	1	5	2	5	2
	303	Taylor Christopulos		13.800	12.850		14.600		13.550
	306	Charlie Giles		13.300	13.700		14.300		
	312	Dylan LeClair		13.250		12.650		13.300	13.250
	308	Chris Hiser		13.100					
	317	Sam Phillips		12.800		13.150	14.500	12.900	13.950
	311	Evan Kriley			14.250				
	319	Travis Wong			13.650				
	309	Khalil Jackson			13.450				
	320	Dylan Young				13.750		12.900	
	305	Liam Doherty-Herwitz				13.400	13.950	12.100	
	315	Moritz Mueller				11.900			
	313	Donte McKinney					14.450		13.900
	310	Dillan King						13.800	13.900

2022 Big Ten Championships

Team Results

Apr 1, 2022

Rank	Gym	Team	Score						
3	Ohio State	X	402.700	68.100	63.000	68.550	71.100	68.050	63.900
				2	4	2	3	1	3
	421	Jesse Tyndall	14.100			13.800	14.100	14.200	13.850
	413	Jakob Murray	13.650					13.400	
	408	Kazuki Hayashi	13.600				13.700		12.750
	414	Kameron Nelson	13.400			13.700	14.450		
	418	Dexter Roettker	13.350				14.800		12.500
	420	Luke Smigliani			13.600	12.850			
	405	Andrew Brower			13.000			13.400	
	406	Curtis Chang			12.900				
	407	Trevor Cummings			12.550				
	401	Justin Ah Chow			10.950			14.050	
	409	Donovan Hewitt				14.450	14.050		11.900
	417	Tyler Rockwood				13.750			
	419	Domenic Sciulli						13.000	12.900
4	Illinois	X	396.950	67.000	62.200	66.850	70.850	66.750	63.300
				3	5	3	4	4	4
	114	Connor McCool	13.950				14.400		
	113	Clay Stephens	13.850				13.900	13.000	13.250
	110	Dylan Kolak	13.600				14.200		
	103	Hamish Carter	13.350		12.200		14.100	12.750	13.500
	106	Michael Fletcher	12.250		12.150	12.950		13.100	
	119	Ian Skirkey			13.900				
	117	David Pochinka			12.150			14.150	12.300
	107	Will Hauke			11.800			13.750	12.050
	101	Ashton Anaya				13.800			
	111	Jordan Kovach				13.500			
	109	Yan Inhaber-Courchesne				13.300			
	104	Josh Cook				13.300			
	112	Evan Manivong					14.250		12.200
5	Penn State	X	395.800	64.700	64.700	66.600	70.000	67.450	62.350
				5	3	4	5	3	5
	517	Robbie Shamp	13.550			13.250			12.550
	506	Ethan Dick	13.400		13.350			13.100	
	505	Matt Cormier	12.900			13.400	14.400	13.700	11.100
	501	Michael Artlip	12.800				13.750		12.200
	502	Kaleb Booth	12.050				13.900		
	504	Chase Clingman			14.200				
	511	Nick Mock			14.100				
	508	Josh Karnes			12.600			13.800	
	507	Michael Jaroh			10.450	13.800	14.450	14.050	13.500
	519	Nathaniel Warren				13.200			
	515	Josh Reinstein				12.950			
	521	Brady Yamamoto					13.500		
	513	Andres Perez Gines						12.800	13.000

2022 Big Ten Championships

Event Results - Floor

Apr 1, 2022

Page: 1
Printed: 4/1/2022 9:17 PM

Men / 10
Session: 1



Rank	Num	Name	Gym	Diff	Exec	ND	Score	Out
1	207	Paul Juda	Michigan	5.500	8.950	..	14.450	0.000
2	421	Jesse Tyndall	Ohio State	5.600	8.500	..	14.100	0.350
3	206	Nick Guy	Michigan	5.600	8.400	..	14.000	0.450
4	114	Connor McCool	Illinois	5.800	8.150	..	13.950	0.500
5	113	Clay Stephens	Illinois	5.300	8.550	..	13.850	0.600
6	303	Taylor Christopulos	Nebraska	5.500	8.300	..	13.800	0.650
7	413	Jakob Murray	Ohio State	5.200	8.450	..	13.650	0.800
8*	408	Kazuki Hayashi	Ohio State	5.300	8.300	..	13.600	0.850
8*	110	Dylan Kolak	Illinois	5.300	8.300	..	13.600	0.850
10	517	Robbie Shamp	Penn State	5.400	8.150	..	13.550	0.900
11	212	Jacob Moore	Michigan	5.500	8.100	-0.1	13.500	0.950
12T	506	Ethan Dick	Penn State	5.100	8.300	..	13.400	1.050
12T	414	Kameron Nelson	Ohio State	5.600	7.800	..	13.400	1.050
14T	418	Dexter Roettker	Ohio State	5.200	8.150	..	13.350	1.100
14T	103	Hamish Carter	Illinois	5.300	8.050	..	13.350	1.100
16	306	Charlie Giles	Nebraska	5.400	7.900	..	13.300	1.150
17T	312	Dylan LeClair	Nebraska	4.700	8.550	..	13.250	1.200
17T	213	Lais Najjar	Michigan	5.100	8.150	..	13.250	1.200
19	308	Chris Hiser	Nebraska	5.200	7.900	..	13.100	1.350
20	204	Casey Cummings	Michigan	4.900	8.150	-0.1	12.950	1.500
21	505	Matt Cormier	Penn State	5.800	7.100	..	12.900	1.550
22T	501	Michael Artlip	Penn State	5.100	7.700	..	12.800	1.650
22T	317	Sam Phillips	Nebraska	5.600	7.400	-0.2	12.800	1.650
24	507	Michael Jaroh	Penn State	4.600	8.150	..	12.750	1.700
25	106	Michael Fletcher	Illinois	5.200	7.050	..	12.250	2.200
26	502	Kaleb Booth	Penn State	5.300	6.750	..	12.050	2.400

2022 Big Ten Championships

Event Results - Pommel

Apr 1, 2022

Page: 1
Printed: 4/1/2022 9:17 PM

Men / 10
Session: 1



Rank	Num	Name	Gym	Diff	Exec	ND	Score	Out
1	216	Markus Shears	Michigan	5.300	9.050	..	14.350	0.000
2	311	Evan Kriley	Nebraska	5.300	8.950	..	14.250	0.100
3	504	Chase Clingman	Penn State	5.500	8.700	..	14.200	0.150
4	511	Nick Mock	Penn State	5.400	8.700	..	14.100	0.250
5	119	Ian Skirkey	Illinois	5.700	8.200	..	13.900	0.450
6	306	Charlie Giles	Nebraska	5.800	7.900	..	13.700	0.650
7	319	Travis Wong	Nebraska	4.700	8.950	..	13.650	0.700
8T	420	Luke Smigliani	Ohio State	4.900	8.700	..	13.600	0.750
8T	207	Paul Juda	Michigan	5.000	8.600	..	13.600	0.750
10	309	Khalil Jackson	Nebraska	5.300	8.150	..	13.450	0.900
11T	218	Evgeny Siminiuc	Michigan	4.500	8.850	..	13.350	1.000
11T	506	Ethan Dick	Penn State	5.200	8.150	..	13.350	1.000
13*	405	Andrew Brower	Ohio State	5.000	8.000	..	13.000	1.350
13*	212	Jacob Moore	Michigan	5.000	8.000	..	13.000	1.350
15	406	Curtis Chang	Ohio State	4.800	8.100	..	12.900	1.450
16	303	Taylor Christopoulos	Nebraska	4.700	8.150	..	12.850	1.500
17	221	David Willett	Michigan	5.100	7.650	..	12.750	1.600
18	508	Josh Karnes	Penn State	5.400	7.200	..	12.600	1.750
19T	421	Jesse Tyndall	Ohio State	4.600	7.950	..	12.550	1.800
19T	407	Trevor Cummings	Ohio State	4.700	7.850	..	12.550	1.800
21	103	Hamish Carter	Illinois	5.400	6.800	..	12.200	2.150
22T	106	Michael Fletcher	Illinois	4.300	7.850	..	12.150	2.200
22T	117	David Pochinka	Illinois	4.900	7.250	..	12.150	2.200
24	107	Will Hauke	Illinois	5.000	6.800	..	11.800	2.550
25	505	Matt Cormier	Penn State	4.200	7.550	..	11.750	2.600
26	317	Sam Phillips	Nebraska	4.500	6.500	..	11.000	3.350
27	401	Justin Ah Chow	Ohio State	4.300	6.650	..	10.950	3.400
28	507	Michael Jaroh	Penn State	4.900	5.550	..	10.450	3.900
29	312	Dylan LeClair	Nebraska	4.100	4.650	..	8.750	5.600

2022 Big Ten Championships

Event Results - Rings

Apr 1, 2022

Page: 1
Printed: 4/1/2022 9:17 PM

Men / 10
Session: 1



Rank	Num	Name	Gym	Diff	Exec	ND	Score	Out
1	409	Donovan Hewitt	Ohio State	5.500	8.950	..	14.450	0.000
2	201	Javier Alfonso	Michigan	5.400	8.750	..	14.150	0.300
3	223	Adam Wooten	Michigan	5.100	8.900	..	14.000	0.450
4T	215	Chris Read	Michigan	5.000	8.900	..	13.900	0.550
4T	207	Paul Juda	Michigan	5.100	8.800	..	13.900	0.550
6T	507	Michael Jaroh	Penn State	4.800	9.000	..	13.800	0.650
6T	421	Jesse Tyndall	Ohio State	5.100	8.700	..	13.800	0.650
6T	101	Ashton Anaya	Illinois	5.600	8.200	..	13.800	0.650
9T	417	Tyler Rockwood	Ohio State	4.700	9.050	..	13.750	0.700
9T	320	Dylan Young	Nebraska	4.800	8.950	..	13.750	0.700
11	414	Kameron Nelson	Ohio State	4.900	8.800	..	13.700	0.750
12	212	Jacob Moore	Michigan	4.800	8.800	..	13.600	0.850
13T	111	Jordan Kovach	Illinois	4.600	8.900	..	13.500	0.950
13T	103	Hamish Carter	Illinois	4.700	8.800	..	13.500	0.950
15*	305	Liam Doherty-Herwitz	Nebraska	4.500	8.900	..	13.400	1.050
15*	203	Crew Bold	Michigan	4.500	8.900	..	13.400	1.050
15T	505	Matt Cormier	Penn State	4.700	8.700	..	13.400	1.050
18T	109	Yan Inhaber-Courchesne	Illinois	4.600	8.700	..	13.300	1.150
18T	104	Josh Cook	Illinois	4.700	8.600	..	13.300	1.150
20	517	Robbie Shamp	Penn State	4.800	8.450	..	13.250	1.200
21	519	Nathaniel Warren	Penn State	4.700	8.500	..	13.200	1.250
22	317	Sam Phillips	Nebraska	4.600	8.550	..	13.150	1.300
23T	106	Michael Fletcher	Illinois	4.400	8.550	..	12.950	1.500
23T	515	Josh Reinstein	Penn State	4.900	8.050	..	12.950	1.500
25	420	Luke Smigliani	Ohio State	4.600	8.250	..	12.850	1.600
26	312	Dylan LeClair	Nebraska	4.700	7.950	..	12.650	1.800
27	315	Moritz Mueller	Nebraska	4.400	7.500	..	11.900	2.550

2022 Big Ten Championships

Event Results - Vault

Apr 1, 2022

Page: 1
Printed: 4/1/2022 9:17 PM

Men / 10
Session: 1



Rank	Num	Name	Gym	Diff	Exec	ND	Score	Out
1	418	Dexter Roettker	Ohio State	5.300	9.500	..	14.800	0.000
2	207	Paul Juda	Michigan	5.200	9.500	..	14.700	0.100
3	303	Taylor Christopoulos	Nebraska	5.200	9.400	..	14.600	0.200
4*	317	Sam Phillips	Nebraska	5.200	9.300	..	14.500	0.300
4*	212	Jacob Moore	Michigan	5.200	9.300	..	14.500	0.300
6T	313	Donte McKinney	Nebraska	5.200	9.350	-0.1	14.450	0.350
6*	507	Michael Jaroh	Penn State	5.200	9.250	..	14.450	0.350
6*	414	Kameron Nelson	Ohio State	5.200	9.250	..	14.450	0.350
9T	505	Matt Cormier	Penn State	5.200	9.300	-0.1	14.400	0.400
9T	222	David Wolma	Michigan	5.200	9.200	..	14.400	0.400
9T	114	Connor McCool	Illinois	5.300	9.100	..	14.400	0.400
12	306	Charlie Giles	Nebraska	5.200	9.100	..	14.300	0.500
13	112	Evan Manivong	Illinois	5.200	9.150	-0.1	14.250	0.550
14*	206	Nick Guy	Michigan	5.200	9.100	-0.1	14.200	0.600
14*	106	Michael Fletcher	Illinois	5.200	9.100	-0.1	14.200	0.600
14T	110	Dylan Kolak	Illinois	5.200	9.000	..	14.200	0.600
17*	421	Jesse Tyndall	Ohio State	4.800	9.300	..	14.100	0.700
17*	204	Casey Cummings	Michigan	4.800	9.300	..	14.100	0.700
17*	103	Hamish Carter	Illinois	4.800	9.300	..	14.100	0.700
20T	312	Dylan LeClair	Nebraska	4.800	9.250	..	14.050	0.750
20T	409	Donovan Hewitt	Ohio State	5.200	8.950	-0.1	14.050	0.750
22	305	Liam Doherty-Herwitz	Nebraska	5.200	9.050	-0.3	13.950	0.850
23*	502	Kaleb Booth	Penn State	4.800	9.200	-0.1	13.900	0.900
23*	113	Clay Stephens	Illinois	4.800	9.200	-0.1	13.900	0.900
25	501	Michael Artlip	Penn State	4.800	8.950	..	13.750	1.050
26	408	Kazuki Hayashi	Ohio State	4.800	8.900	..	13.700	1.100
27	521	Brady Yamamoto	Penn State	4.800	8.700	..	13.500	1.300

2022 Big Ten Championships

Event Results - P Bars

Apr 1, 2022

Page: 1
Printed: 4/1/2022 9:17 PM

Men / 10
Session: 1



Rank	Num	Name	Gym	Diff	Exec	ND	Score	Out
1	207	Paul Juda	Michigan	5.400	8.850	..	14.250	0.000
2	421	Jesse Tyndall	Ohio State	5.800	8.400	..	14.200	0.050
3*	218	Evgeny Siminiuc	Michigan	5.400	8.750	..	14.150	0.100
3*	117	David Pochinka	Illinois	5.400	8.750	..	14.150	0.100
5T	507	Michael Jaroh	Penn State	5.200	8.850	..	14.050	0.200
5T	401	Justin Ah Chow	Ohio State	5.300	8.750	..	14.050	0.200
7T	310	Dillan King	Nebraska	4.900	8.900	..	13.800	0.450
7T	508	Josh Karnes	Penn State	5.300	8.500	..	13.800	0.450
9	107	Will Hauke	Illinois	5.000	8.750	..	13.750	0.500
10	505	Matt Cormier	Penn State	5.100	8.600	..	13.700	0.550
11T	201	Javier Alfonso	Michigan	4.800	8.650	..	13.450	0.800
11T	212	Jacob Moore	Michigan	4.900	8.550	..	13.450	0.800
13T	405	Andrew Brower	Ohio State	5.000	8.400	..	13.400	0.850
13T	413	Jakob Murray	Ohio State	5.200	8.200	..	13.400	0.850
13T	203	Crew Bold	Michigan	5.700	7.700	..	13.400	0.850
16	312	Dylan LeClair	Nebraska	4.800	8.500	..	13.300	0.950
17T	106	Michael Fletcher	Illinois	5.200	7.900	..	13.100	1.150
17T	506	Ethan Dick	Penn State	5.300	7.800	..	13.100	1.150
19T	419	Domenic Sciuilli	Ohio State	4.900	8.100	..	13.000	1.250
19T	113	Clay Stephens	Illinois	5.000	8.000	..	13.000	1.250
21T	320	Dylan Young	Nebraska	4.700	8.200	..	12.900	1.350
21T	317	Sam Phillips	Nebraska	5.300	7.600	..	12.900	1.350
23	513	Andres Perez Gines	Penn State	5.100	7.700	..	12.800	1.450
24	103	Hamish Carter	Illinois	5.000	7.750	..	12.750	1.500
25	220	Virgil Watkins	Michigan	5.400	7.300	..	12.700	1.550
26	305	Liam Doherty-Herwitz	Nebraska	4.400	7.700	..	12.100	2.150

2022 Big Ten Championships

Event Results - H Bar

Apr 1, 2022

Page: 1
Printed: 4/1/2022 9:18 PM

Men / 10
Session: 1



Rank	Num	Name	Gym	Diff	Exec	ND	Score	Out
1	207	Paul Juda	Michigan	5.500	8.950	..	14.450	0.000
2	317	Sam Phillips	Nebraska	5.500	8.450	..	13.950	0.500
3T	313	Donte McKinney	Nebraska	4.800	9.100	..	13.900	0.550
3T	310	Dillan King	Nebraska	4.900	9.000	..	13.900	0.550
3T	223	Adam Wooten	Michigan	5.200	8.700	..	13.900	0.550
6	421	Jesse Tyndall	Ohio State	5.400	8.450	..	13.850	0.600
7	203	Crew Bold	Michigan	5.600	8.000	..	13.600	0.850
8T	303	Taylor Christopulos	Nebraska	4.400	9.150	..	13.550	0.900
8T	211	Miles Miller	Michigan	4.700	8.850	..	13.550	0.900
10T	103	Hamish Carter	Illinois	4.900	8.600	..	13.500	0.950
10T	507	Michael Jaroh	Penn State	5.100	8.400	..	13.500	0.950
12	218	Evgeny Siminiuc	Michigan	4.800	8.650	..	13.450	1.000
13T	312	Dylan LeClair	Nebraska	4.300	8.950	..	13.250	1.200
13T	113	Clay Stephens	Illinois	5.200	8.050	..	13.250	1.200
15	106	Michael Fletcher	Illinois	5.200	8.000	..	13.200	1.250
16	513	Andres Perez Gines	Penn State	4.700	8.300	..	13.000	1.450
17	419	Domenic Sciuilli	Ohio State	4.800	8.100	..	12.900	1.550
18	408	Kazuki Hayashi	Ohio State	5.000	7.750	..	12.750	1.700
19	212	Jacob Moore	Michigan	4.100	8.500	..	12.600	1.850
20	517	Robbie Champ	Penn State	4.200	8.350	..	12.550	1.900
21	418	Dexter Roettker	Ohio State	4.700	7.800	..	12.500	1.950
22	117	David Pochinka	Illinois	4.500	7.800	..	12.300	2.150
23T	112	Evan Manivong	Illinois	4.800	7.400	..	12.200	2.250
23T	501	Michael Artlip	Penn State	5.000	7.200	..	12.200	2.250
25	107	Will Hauke	Illinois	3.900	8.150	..	12.050	2.400
26	409	Donovan Hewitt	Ohio State	4.400	7.500	..	11.900	2.550
27	505	Matt Cormier	Penn State	4.800	6.300	..	11.100	3.350







2022 Big Ten Championships

Event Results - AA

Apr 1, 2022

Page: 1
Printed: 4/1/2022 9:18 PM

Men / 10
Session: 1

Rank	Num	Name	Gym							AA
1	207	Paul Juda	Michigan	14.450	13.600	13.900	14.700	14.250	14.450	85.350
2	421	Jesse Tyndall	Ohio State	14.100	12.550	13.800	14.100	14.200	13.850	82.600
3	212	Jacob Moore	Michigan	13.500	13.000	13.600	14.500	13.450	12.600	80.650
4	103	Hamish Carter	Illinois	13.350	12.200	13.500	14.100	12.750	13.500	79.400
5	507	Michael Jaroh	Penn State	12.750	10.450	13.800	14.450	14.050	13.500	79.000
6	317	Sam Phillips	Nebraska	12.800	11.000	13.150	14.500	12.900	13.950	78.300
7	106	Michael Fletcher	Illinois	12.250	12.150	12.950	14.200	13.100	13.200	77.850
8	505	Matt Cormier	Penn State	12.900	11.750	13.400	14.400	13.700	11.100	77.250
9	312	Dylan LeClair	Nebraska	13.250	8.750	12.650	14.050	13.300	13.250	75.250