







2021 GymACT Championships

Team Results

May 15, 2021

Rank	Gym	Team	Score						
1	Arizona State	X	314.350	51.750 1	50.400 1	50.750 1	57.050 1	53.400 1	51.000 1
2	Washington	X	301.050	49.150 2	47.550 2	49.900 2	53.800 2	51.500 2	49.150 2
3	UIC	X	284.600	47.450 4	43.250 6	45.750 3	51.400 5	49.850 3	46.900 4
4	SC United	X	281.350	45.200 8	45.650 4	45.450 4	52.050 3	47.150 5T	45.850 6
5	Temple	X	280.550	47.250 5	42.350 7	44.900 5	51.150 6	47.500 4	47.400 3
6	Rocky Mountain	X	279.500	46.650 6	46.100 3	42.650 7	51.450 4	47.150 5T	45.500 7
7	Northern Illinois	X	279.100	47.550 3	43.350 5	44.300 6	50.700 7	46.750 7	46.450 5
8	KC United	X	223.050	45.400 7	25.500 8	24.750 9	48.350 8	45.900 8	33.150 8
9	Georgia United	X	167.000	33.100 9	20.450 9	32.150 8	46.500 9	23.300 10	11.500 10
10	NY Alliance	X	151.500	30.850 10	10.700 10	19.050 10	36.150 10	34.800 9	19.950 9

NCAA Gymnastics Score Sheet

Teams: Home Arizona State

Visitor Georgia United

Date May 15, 2021

Place Ocean Center

Attendance 0

Name	D	1	2	3	4	5	nd	AVE
1 Austin Jones	127	4.7	8.3	8.1				12.900
2 Anthony Mills	135	4.5	7.7	7.6				12.150
3 Dalton Hopkins	122	5.1	7.3	7.3				12.400
4 Esteban Montiel	136	4.4	8.4	8.1				12.650
5 Kiwan Watts	149	5.0	8.9	8.7				13.800

Name	D	1	2	3	4	5	nd	AVE
1 Adam Hutchinson	248	3.6	8.2	8.1				11.750
2 Kruin Utschig	250	3.2	7.7	8.0				11.050
3 Hunter Cluelow	247	4.0	6.2	6.6			-0.1	10.300

Floor Score: **51.750** Running Score: **51.750**

Floor Score: **33.100** Running Score: **33.100**

Name	D	1	2	3	4	5	nd	AVE
1 Jeffrey Bittner	104	4.1	8.1	7.7				12.000
2 Sean McClure	133	4.3	8.5	8.3				12.700
3 Dylan Hauptmeir	120	4.7	8.0	7.6				12.500
4 Clayton Cunningham	111	4.4	8.5	8.2				12.750
5 Kiwan Watts	149	4.7	8.0	7.5				12.450

Name	D	1	2	3	4	5	nd	AVE
1 Hunter Cluelow	247	3.1	6.3	6.4				9.450
2 Adam Hutchinson	248	3.7	7.2	7.4				11.000

Pommel Score: **50.400** Running Score: **102.150**

Pommel Score: **20.450** Running Score: **53.550**

Name	D	1	2	3	4	5	nd	AVE
1 Austin Jones	127	4.2	8.6	8.4				12.700
2 Christian Jennings	126	4.0	8.2	8.3				12.250
3 Hunter Brunett	106	3.7	8.6	8.6				12.300
4 Kiwan Watts	149	4.6	8.8	9.0				13.500
5 Dalton Hopkins	122	4.9	6.1	6.3				11.100

Name	D	1	2	3	4	5	nd	AVE
1 Hunter Cluelow	247	3.4	7.1	7.3				10.600
2 Adam Hutchinson	248	3.2	7.6	7.8				10.900
3 Kruin Utschig	250	2.7	8.2	8.3			-0.3	10.650

Rings Score: **50.750** Running Score: **152.900**

Rings Score: **32.150** Running Score: **85.700**

Name	D	1	2	3	4	5	nd	AVE
1 Esteban Montiel	136	4.8	9.0	8.9				13.750
2 Jeffrey Bittner	104	4.8	9.1	9.0				13.850
3 Anthony Mills	135	4.8	9.3	9.4				14.150
4 Vincent Colosimo	110	5.2	9.4	9.2				14.500
5 Kiwan Watts	149	5.2	9.3	9.4				14.550

Name	D	1	2	3	4	5	nd	AVE
1 Bo Buckner	246	2.2	8.7	8.8				10.950
2 Kruin Utschig	250	3.2	8.9	8.7				12.000
3 Hunter Cluelow	247	3.2	9.1	9.0				12.250
4 Adam Hutchinson	248	3.2	8.3	8.5			-0.3	11.300

Vault Score: **57.050** Running Score: **209.950**

Vault Score: **46.500** Running Score: **132.200**

Name	D	1	2	3	4	5	nd	AVE
1 Blake Tingzon	147	3.9	9.2	9.2				13.100
2 Jake Schroeder	142	3.8	9.1	9.2				12.950
3 Hunter Brunett	106	4.0	8.9	8.7				12.800
4 Anthony Mills	135	4.2	9.2	9.3				13.450
5 Kiwan Watts	149	5.2	8.6	8.8				13.900

Name	D	1	2	3	4	5	nd	AVE
1 Adam Hutchinson	248	3.0	8.8	8.8				11.800
2 Hunter Cluelow	247	3.4	8.0	8.2				11.500

P. Bar Score: **53.400** Running Score: **263.350**

P. Bar Score: **23.300** Running Score: **155.500**

Name	D	1	2	3	4	5	nd	AVE
1 Mason McNeel	134	4.5	8.6	8.8				13.200
2 Christian Jennings	126	4.0	7.8	7.4				11.600
3 Jake Schroeder	142	3.8	8.7	8.6				12.450
4 Anthony Mills	135	4.0	7.8	7.6				11.700
5 Kiwan Watts	149	4.9	8.9	8.6				13.650

Name	D	1	2	3	4	5	nd	AVE
1 Adam Hutchinson	248	3.0	8.4	8.6				11.500

H. Bar Score: **51.000** Running Score: **314.350**

H. Bar Score: **11.500** Running Score: **167.000**

Final Team Score: **314.350**

Final Team Score: **167.000**

All-Arounders

	Mills	Watts
FX	12.150	13.800
PH	10.200	12.450
SR	12.250	13.500
VT	14.150	14.550
PB	13.450	13.900
HB	11.700	13.650
AA	73.900	81.850

All-Arounders

	Hutchinson
	11.750
	11.000
	10.900
	11.300
	11.800
	11.500
	68.250

Judge's Signatures * FX Tom Kutz * PH Tim Michaels * SR Andrew Brown * VT Reid Holbrook * PB Aaron Fortunado * HB Amanda Stroud
 * Head Judge FX Jim Shaw PH Nathan Fortunado SR Jon Portillo VT Peter Wiegand PB Lynn Bowman HB Nat Hammond
 Coach's Signature _____ Coach's Signature _____

NCAA Gymnastics Score Sheet

Teams: Home Kansas City United

Visitor New York Alliance

Date May 15, 2021

Place Ocean Center

Attendance 0

Name		D	1	2	3	4	5	nd	AVE
FLOOR	1 Isaac Shultz	254	2.9	8.5	8.3				11.300
	2 Braeden Jev ne	253	3.3	7.4	7.2				10.600
	3 Calen Cacioppo	252	3.8	7.6	7.9				11.550
	4 Noah Spencer	255	4.0	8.2	7.9			-0.1	11.950

Floor Score: **45.400** Running Score: **45.400**

Name		D	1	2	3	4	5	nd	AVE
FLOOR	1 Brannon Henderson	218	2.9	8.0	7.9				10.850
	2 Ryan Bristow	216	2.9	8.7	8.5			-4.0	7.500
	3 Casey Cassara	217	4.2	8.5	8.1				12.500

Floor Score: **30.850** Running Score: **30.850**

Name		D	1	2	3	4	5	nd	AVE
POMMEL	1 Noah Spencer	255	2.6	7.5	7.2			-4.3	5.650
	2 Braeden Jev ne	253	2.3	6.0	6.5			-4.0	4.550
	3 Isaac Shultz	254	3.1	6.0	6.4			-4.0	5.300
	4 Calen Cacioppo	252	2.9	7.2	7.0				10.000

Pommel Score: **25.500** Running Score: **70.900**

Name		D	1	2	3	4	5	nd	AVE
POMMEL	1 Brannon Henderson	218	3.3	7.6	7.2				10.700

Pommel Score: **10.700** Running Score: **41.550**

Name		D	1	2	3	4	5	nd	AVE
RINGS	1 Isaac Shultz	254	1.9	6.4	6.2			-0.3	7.900
	2 Noah Spencer	255	3.0	7.7	8.0			-4.3	6.550
	3 Calen Cacioppo	252	2.9	7.6	7.8			-0.3	10.300

Rings Score: **24.750** Running Score: **95.650**

Name		D	1	2	3	4	5	nd	AVE
RINGS	1 Rvan Bristow	216	2.8	7.0	7.3			-0.3	9.650
	2 Brannon Henderson	218	3.5	5.8	6.0				9.400

Rings Score: **19.050** Running Score: **60.600**

Name		D	1	2	3	4	5	nd	AVE
VAULT	1 Isaac Shultz	254	2.2	8.8	9.0				11.100
	2 Braeden Jev ne	253	4.0	7.7	7.7				11.700
	3 Calen Cacioppo	252	4.0	8.6	8.5				12.550
	4 Noah Spencer	255	4.0	9.0	9.0				13.000

Vault Score: **48.350** Running Score: **144.000**

Name		D	1	2	3	4	5	nd	AVE
VAULT	1 Brannon Henderson	218	2.2	8.8	8.9				11.050
	2 Ryan Bristow	216	3.2	8.8	8.9				12.050
	3 Casey Cassara	217	4.0	9.0	9.1				13.050

Vault Score: **36.150** Running Score: **96.750**

Name		D	1	2	3	4	5	nd	AVE
P.BAR	1 Braeden Jev ne	253	2.9	7.9	8.3				11.000
	2 Isaac Shultz	254	2.9	9.0	8.8				11.800
	3 Calen Cacioppo	252	3.0	8.5	8.7				11.600
	4 Noah Spencer	255	3.0	8.5	8.5				11.500

P. Bar Score: **45.900** Running Score: **189.900**

Name		D	1	2	3	4	5	nd	AVE
P.BAR	1 Brannon Henderson	218	2.9	8.3	8.4				11.250
	2 Ryan Bristow	216	2.8	8.8	8.7				11.550
	3 Casey Cassara	217	2.7	9.3	9.3				12.000

P. Bar Score: **34.800** Running Score: **131.550**

Name		D	1	2	3	4	5	nd	AVE
H.BAR	1 Braeden Jev ne	253	3.0	7.4	7.2				10.300
	2 Calen Cacioppo	252	2.9	8.3	7.9				11.000
	3 Noah Spencer	255	3.2	8.5	8.8				11.850

H. Bar Score: **33.150** Running Score: **223.050**

Name		D	1	2	3	4	5	nd	AVE
H.BAR	1 Brannon Henderson	218	2.7	6.8	7.0				9.600
	2 Casey Cassara	217	3.3	7.2	6.9				10.350

H. Bar Score: **19.950** Running Score: **151.500**

Final Team Score: 223.050

Final Team Score: 151.500

All-Arounders

	Cacioppo	Spencer			
FX	11.550	11.950			
PH	10.000	5.650			
SR	10.300	6.550			
VT	12.550	13.000			
PB	11.600	11.500			
HB	11.000	11.850			
AA	67.000	60.500			

All-Arounders

	Henderson				
	10.850				
	10.700				
	9.400				
	11.050				
	11.250				
	9.600				
	62.850				

Judge's Signatures * FX Tom Kutz * PH Tim Michaels * SR Andrew Brown * VT Reid Holbrook * PB Aaron Fortunado * HB Amanda Stroud

* Head Judge FX Jim Shaw PH Nathan Fortunado SR Jon Portillo VT Peter Wieging PB Lynn Bowman HB Nat Hammond

Coach's Signature _____ Coach's Signature _____

NCAA Gymnastics Score Sheet

Teams: Home Northern Illinois University

Visitor Rocky Mountain Pride

Date May 15, 2021

Place Ocean Center

Attendance 0

Name	D	1	2	3	4	5	nd	AVE
1 Ethan Meister	226	3.7	7.4	7.3				11.050
2 Micah Puckett	229	3.9	7.6	7.9				11.650
3 Dylan Bohn	221	3.8	8.3	7.9				11.900
4 David Dortmund	224	4.4	8.0	7.5				12.150
5 Malcolm Moore	228	4.2	7.6	7.7				11.850

Floor Score: **47.550** Running Score: **47.550**

Name	D	1	2	3	4	5	nd	AVE
1 Dyson Adsit	233	3.4	7.6	7.9				11.150
2 Zak Johnson	240	3.9	8.0	7.8				11.800
3 Tyson Glover	239	3.6	8.0	7.6				11.400
4 Evan Siltzer	244	4.1	7.5	7.6			-0.4	11.250
5 Tyler McFarland	242	4.0	8.2	8.2				12.200

Floor Score: **46.650** Running Score: **46.650**

Name	D	1	2	3	4	5	nd	AVE
1 Cole Schreiber	231	3.2	8.2	8.2				11.400
2 Joey DiRienzo	223	3.6	5.9	5.6				9.350
3 Micah Puckett	229	2.7	5.8	5.5			-4.0	4.350
4 Zach Cipra	222	3.7	7.2	7.0				10.800
5 David Dortmund	224	4.6	7.4	7.0				11.800

Pommel Score: **43.350** Running Score: **90.900**

Name	D	1	2	3	4	5	nd	AVE
1 John Mashburn	241	3.4	8.3	8.1				11.600
2 Marshall Burrows	237	3.2	8.0	8.2				11.300
3 Tyson Glover	239	3.4	7.8	7.9				11.250
4 Zak Johnson	240	3.4	8.5	8.6				11.950
5 Ryan Curran	238	4.6	6.4	6.2				10.900

Pommel Score: **46.100** Running Score: **92.750**

Name	D	1	2	3	4	5	nd	AVE
1 Cole Schreiber	231	2.4	7.3	7.1				9.600
2 Bryan Tirva	232	2.7	7.9	7.7			-0.3	10.200
3 Micah Puckett	229	3.6	7.2	7.1				10.750
4 David Dortmund	224	3.5	8.3	8.2				11.750
5 Zach Cipra	222	3.2	8.5	8.3				11.600

Rings Score: **44.300** Running Score: **135.200**

Name	D	1	2	3	4	5	nd	AVE
1 Evan Siltzer	244	2.5	8.2	8.1			-0.3	10.350
2 Dyson Adsit	233	3.0	7.3	7.3			-0.3	10.000
3 Tyson Glover	239	3.5	7.5	7.4				10.950
4 Zak Johnson	240	3.6	7.7	7.8				11.350
5 Braydan Borman	234	3.3	6.5	6.8			-0.3	9.650

Rings Score: **42.650** Running Score: **135.400**

Name	D	1	2	3	4	5	nd	AVE
1 Malcolm Moore	228	3.2	8.6	8.7				11.850
2 Cole Schreiber	231	4.0	9.0	9.0				13.000
3 Micah Puckett	229	4.0	8.7	8.6				12.650
4 Ethan Meister	226	4.0	8.4	8.3			-0.1	12.250
5 David Dortmund	224	4.4	8.6	8.8			-0.3	12.800

Vault Score: **50.700** Running Score: **185.900**

Name	D	1	2	3	4	5	nd	AVE
1 Tyler McFarland	242	3.2	8.9	9.0				12.150
2 Evan Siltzer	244	4.0	9.0	9.1				13.050
3 Zak Johnson	240	4.0	9.2	9.0				13.100
4 Braydan Borman	234	4.0	8.4	8.6				12.500
5 Tyson Glover	239	4.0	9.1	9.1			-0.3	12.800

Vault Score: **51.450** Running Score: **186.850**

Name	D	1	2	3	4	5	nd	AVE
1 Joe Bajek	220	2.7	7.0	7.0				9.700
2 Cole Schreiber	231	3.0	9.3	9.3				12.300
3 Zach Cipra	222	3.3	8.4	8.4				11.700
4 Micah Puckett	229	3.0	7.4	7.7				10.550
5 David Dortmund	224	3.8	8.3	8.5				12.200

P. Bar Score: **46.750** Running Score: **232.650**

Name	D	1	2	3	4	5	nd	AVE
1 Wyatt Burns	236	2.9	8.2	8.5				11.250
2 John Mashburn	241	3.3	9.1	8.9				12.300
3 Zak Johnson	240	3.3	8.4	8.4				11.700
4 Evan Siltzer	244	2.9	8.2	8.2				11.100
5 Tyson Glover	239	3.4	8.4	8.6				11.900

P. Bar Score: **47.150** Running Score: **234.000**

Name	D	1	2	3	4	5	nd	AVE
1 Cole Schreiber	231	3.1	7.9	8.1				11.100
2 Zach Cipra	222	2.8	8.3	8.1				11.000
3 Micah Puckett	229	3.1	8.5	8.5				11.600
4 Ethan Meister	226	3.5	7.9	8.0				11.450
5 David Dortmund	224	3.7	8.5	8.7				12.300

H. Bar Score: **46.450** Running Score: **279.100**

Name	D	1	2	3	4	5	nd	AVE
1 Wyatt Burns	236	3.0	7.1	7.1				10.100
2 Tyler McFarland	242	2.2	7.7	8.0				10.050
3 Ryan Curran	238	3.4	8.6	8.8				12.100
4 Tyson Glover	239	2.9	8.6	8.5				11.450
5 Zak Johnson	240	3.1	8.8	8.7				11.850

H. Bar Score: **45.500** Running Score: **279.500**

Final Team Score: **279.100**

Final Team Score: **279.500**

All-Arounders

	Dortmund	Puckett	Schreiber		
FX	12.150	11.650	11.600		
PH	11.800	4.350	11.400		
SR	11.750	10.750	9.600		
VT	12.800	12.650	13.000		
PB	12.200	10.550	12.300		
HB	12.300	11.600	11.100		
AA	73.000	61.550	69.000		

All-Arounders

	Glover	Johnson			
	11.400	11.800			
	11.250	11.950			
	10.950	11.350			
	12.800	13.100			
	11.900	11.700			
	11.450	11.850			
	69.750	71.750			

Judge's Signatures * FX Tom Kutz * PH Tim Michaels * SR Andrew Brown * VT Reid Holbrook * PB Aaron Fortunado * HB Amanda Stroud
 * Head Judge FX Jim Shaw PH Nathan Fortunado SR Jon Portillo VT Peter Wiegling PB Lynn Bowman HB Nat Hammond
 Coach's Signature _____ Coach's Signature _____

NCAA Gymnastics Score Sheet

Teams: Home Southern California United

Visitor Temple University

Date May 15, 2021

Place Ocean Center

Attendance 0

Name	D	1	2	3	4	5	nd	AVE
1 Michael Palumbo	211	3.9	6.4	6.4				10.300
2 Jake Mitchell	210	3.7	7.0	6.7				10.550
3 Troy Mendelson	209	4.3	6.8	7.1				11.250
4 Dimitri Gordillo	206	4.1	8.3	8.1				12.300
5 William Pearce	212	3.9	7.3	7.1				11.100

Floor Score: 45.200 Running Score: 45.200

Name	D	1	2	3	4	5	nd	AVE
1 David Meyers	161	3.3	7.5	7.6			-0.1	10.750
2 Zac Raymond	164	4.1	8.2	8.0			-0.2	12.000
3 Garrett McDaniel	160	3.7	8.4	8.1				11.950
4 Taden Thurber	167	4.1	6.6	6.5			-0.1	10.550
5 Jacob Biller	153	4.5	8.1	8.0				12.550

Floor Score: 47.250 Running Score: 47.250

Name	D	1	2	3	4	5	nd	AVE
1 Michael Palumbo	211	2.9	7.3	6.9				10.000
2 Eric Shebert	215	3.3	8.5	8.3				11.700
3 Troy Mendelson	209	3.4	7.7	8.0			-4.0	7.250
4 Dimitri Gordillo	206	2.9	8.4	8.3				11.250
5 William Pearce	212	4.4	8.2	8.4				12.700

Pommel Score: 45.650 Running Score: 90.850

Name	D	1	2	3	4	5	nd	AVE
1 Stephen Rathbone	163	3.1	7.5	7.1				10.400
2 Jared Holmes	157	3.0	8.2	8.2				11.200
3 Forrest Kelly	158	3.2	6.3	6.5				9.600
4 Taden Thurber	167	3.5	6.0	6.3				9.650
5 Garrett McDaniel	160	3.4	7.7	7.7				11.100

Pommel Score: 42.350 Running Score: 89.600

Name	D	1	2	3	4	5	nd	AVE
1 Michael Palumbo	211	3.0	6.4	6.6			-0.3	9.200
2 Eric Shebert	215	3.7	8.1	8.3				11.900
3 Troy Mendelson	209	3.3	8.6	8.8			-0.3	11.700
4 Dimitri Gordillo	206	3.3	7.2	7.3				10.550
5 William Pearce	212	3.4	7.8	8.0				11.300

Rings Score: 45.450 Running Score: 136.300

Name	D	1	2	3	4	5	nd	AVE
1 Stephen Rathbone	163	3.4	7.6	8.0				11.200
2 Zac Raymond	164	3.5	7.0	7.4				10.700
3 Josh Moore	162	3.3	8.0	7.8			-0.3	10.900
4 Forrest Kelly	158	3.6	7.1	7.4				10.850
5 Garrett McDaniel	160	3.6	8.3	8.4				11.950

Rings Score: 44.900 Running Score: 134.500

Name	D	1	2	3	4	5	nd	AVE
1 Dante Gallardo	204	4.0	8.6	8.8			-0.1	12.600
2 Jake Mitchell	210	3.2	9.4	9.2				12.500
3 Troy Mendelson	209	4.1	9.1	9.3				13.300
4 Dimitri Gordillo	206	4.0	8.5	8.7				12.600
5 William Pearce	212	4.4	9.1	9.2				13.550

Vault Score: 52.050 Running Score: 188.350

Name	D	1	2	3	4	5	nd	AVE
1 Zac Raymond	164	3.2	9.1	8.8				12.150
2 Brandon Baskin	152	3.2	9.3	9.5				12.600
3 Taden Thurber	167	4.0	8.7	8.9				12.800
4 Jacob Biller	153	4.0	9.4	9.6				13.500
5 Garrett McDaniel	160	4.8	7.7	7.8			-0.3	12.250

Vault Score: 51.150 Running Score: 185.650

Name	D	1	2	3	4	5	nd	AVE
1 Ely Khatib	208	3.4	7.0	7.0				10.400
2 Eric Shebert	215	3.1	7.6	7.4				10.600
3 Troy Mendelson	209	3.7	8.1	8.3				11.900
4 Dimitri Gordillo	206	3.3	8.7	8.9				12.100
5 William Pearce	212	3.8	8.8	8.7				12.550

P. Bar Score: 47.150 Running Score: 235.500

Name	D	1	2	3	4	5	nd	AVE
1 Stephen Rathbone	163	2.9	7.4	7.7				10.450
2 Mathew Coljohn	154	3.7	7.9	8.2				11.750
3 Zac Raymond	164	3.2	8.0	7.9				11.150
4 Forrest Kelly	158	3.3	8.4	8.6				11.800
5 Jacob Biller	153	3.4	9.4	9.4				12.800

P. Bar Score: 47.500 Running Score: 233.150

Name	D	1	2	3	4	5	nd	AVE
1 Dante Gallardo	204	2.9	7.4	7.1				10.150
2 Ely Khatib	208	2.9	8.7	8.6				11.550
3 Troy Mendelson	209	3.2	7.7	8.0				11.050
4 Dimitri Gordillo	206	2.2	7.6	7.7				9.850
5 William Pearce	212	4.1	8.9	9.1				13.100

H. Bar Score: 45.850 Running Score: 281.350

Name	D	1	2	3	4	5	nd	AVE
1 Stephen Rathbone	163	3.0	7.9	7.9				10.900
2 Mathew Coljohn	154	3.4	6.5	6.7				10.000
3 Zac Raymond	164	3.4	7.7	8.1				11.300
4 Jacob Biller	153	3.9	9.3	9.1				13.100
5 Taden Thurber	167	3.8	8.4	8.2				12.100

H. Bar Score: 47.400 Running Score: 280.550

Final Team Score: 281.350

Final Team Score: 280.550

All-Arounders

	Gordillo	Mendelson	Pearce
FX	12.300	11.250	11.100
PH	11.250	7.250	12.700
SR	10.550	11.700	11.300
VT	12.600	13.300	13.550
PB	12.100	11.900	12.550
HB	9.850	11.050	13.100
AA	68.650	66.450	74.300

All-Arounders

	Raymond
FX	12.000
PH	8.600
SR	10.700
VT	12.150
PB	11.150
HB	11.300
AA	65.900

Judge's Signatures * FX Tom Kutz * PH Tim Michaels * SR Andrew Brown * VT Reid Holbrook * PB Aaron Fortunado * HB Amanda Stroud
 * Head Judge FX Jim Shaw PH Nathan Fortunado SR Jon Portillo VT Peter Wiegand PB Lynn Bowman HB Nat Hammond

Coach's Signature _____ Coach's Signature _____

NCAA Gymnastics Score Sheet

Teams: Home University of Illinois at Chicago

Visitor Washington

Date May 15, 2021

Place Ocean Center

Attendance 0

Name	D	1	2	3	4	5	nd	AVE
1 Nick Smiley	177	4.3	7.6	8.0				12.100
2 Matthew Whittington	183	3.8	8.1	7.9				11.800
3 Stephen Forbes	171	3.9	7.4	7.9				11.550
4 Levi Boluyt	169	4.0	7.7	7.4				11.550
5 Sam Montague	174	4.5	7.5	7.5				12.000

Floor Score: **47.450** Running Score: **47.450**

Name	D	1	2	3	4	5	nd	AVE
1 Kyle Hendren	190	4.2	8.7	8.4				-0.3 12.450
2 Brody Lusk	196	4.2	8.2	7.8				12.200
3 Jameel Ali	184	4.6	7.0	7.2				-0.3 11.400
4 Alexander May	197	4.3	8.5	8.3				12.700
5 Benjamin Bloom	186	4.4	7.2	7.6				11.800

Floor Score: **49.150** Running Score: **49.150**

Name	D	1	2	3	4	5	nd	AVE
1 Billy Hollis	173	3.4	6.7	7.2				10.350
2 Eric Barnd	168	2.9	8.0	7.7				10.750
3 James Strev ey	180	3.0	7.6	7.2				10.400
4 Tim Starook	178	2.9	8.1	7.8				10.850
5 Colin Schwartz	176	4.1	7.3	7.0				11.250

Pommel Score: **43.250** Running Score: **90.700**

Name	D	1	2	3	4	5	nd	AVE
1 Adam Kerwin	192	3.5	6.8	7.0				10.400
2 Perry Lightfoot	195	3.2	8.3	8.1				11.400
3 Andrew Lay man	194	2.9	8.4	8.0				11.100
4 Benjamin Bloom	186	4.5	7.1	6.7				11.400
5 Luka Sisauri	201	5.3	8.5	8.2				13.650

Pommel Score: **47.550** Running Score: **96.700**

Name	D	1	2	3	4	5	nd	AVE
1 Billy Hollis	173	3.8	7.8	7.8				11.600
2 Levi Boluyt	169	2.9	7.8	8.1				10.850
3 Nick Smiley	177	3.3	7.0	7.4				10.500
4 Sam Montague	174	3.5	7.8	8.2				11.500
5 Kelvin Stevens	179	4.3	7.4	7.6				11.800

Rings Score: **45.750** Running Score: **136.450**

Name	D	1	2	3	4	5	nd	AVE
1 Connor Pattison	199	4.0	7.9	7.9				11.900
2 Jameel Ali	184	4.2	8.8	8.7				12.950
3 Joseph Mischke	198	3.7	8.6	8.7				12.350
4 Alexander May	197	4.4	7.8	7.7				12.150
5 Benjamin Bloom	186	4.4	7.9	8.2				12.450

Rings Score: **49.900** Running Score: **146.600**

Name	D	1	2	3	4	5	nd	AVE
1 Sam Montague	174	4.0	9.2	9.0				13.100
2 Matthew Whittington	183	4.0	8.6	8.7				12.650
3 Sam Norwood	175	3.2	8.9	8.9				12.100
4 Nick Smiley	177	4.0	8.7	8.7				12.700
5 Colin Schwartz	176	4.0	8.9	9.0				12.950

Vault Score: **51.400** Running Score: **187.850**

Name	D	1	2	3	4	5	nd	AVE
1 Connor Pattison	199	4.0	9.2	9.3				13.250
2 Jameel Ali	184	4.8	8.1	8.3				13.000
3 Alexander May	197	4.4	9.3	9.2				13.650
4 Oscar Hemmert	189	4.4	8.6	8.9				13.150
5 Andrew Lay man	194	5.2	8.5	8.6				13.750

Vault Score: **53.800** Running Score: **200.400**

Name	D	1	2	3	4	5	nd	AVE
1 Sam Montague	174	3.6	8.6	8.5				12.150
2 Eric Barnd	168	3.4	8.7	8.8				12.150
3 Nick Smiley	177	3.8	9.3	9.2				13.050
4 James Strev ey	180	3.2	8.6	8.4				11.700
5 Colin Schwartz	176	3.1	9.4	9.4				12.500

P. Bar Score: **49.850** Running Score: **237.700**

Name	D	1	2	3	4	5	nd	AVE
1 Connor Pattison	199	3.9	8.9	8.8				12.750
2 Andrew Lay man	194	3.2	9.3	9.4				12.550
3 Oscar Hemmert	189	3.4	9.1	9.1				12.500
4 Benjamin Bloom	186	4.3	8.7	8.5				12.900
5 Adam Kerwin	192	4.2	9.0	9.2				13.300

P. Bar Score: **51.500** Running Score: **251.900**

Name	D	1	2	3	4	5	nd	AVE
1 Nick Smiley	177	3.2	8.6	8.8				11.900
2 Sam Norwood	175	2.8	6.7	7.3				9.800
3 Stephen Forbes	171	2.7	8.0	8.2				10.800
4 Sam Montague	174	3.5	8.2	7.8				11.500
5 Levi Boluyt	169	4.2	8.5	8.5				12.700

H. Bar Score: **46.900** Running Score: **284.600**

Name	D	1	2	3	4	5	nd	AVE
1 Alexander Forcos	188	3.4	8.9	9.0				12.350
2 Oscar Hemmert	189	3.9	7.8	8.2				11.900
3 Connor Pattison	199	3.5	7.5	7.2				10.850
4 Alexander May	197	3.4	8.8	9.1				12.350
5 Benjamin Bloom	186	4.9	7.6	7.7				12.550

H. Bar Score: **49.150** Running Score: **301.050**

Final Team Score: **284.600**

Final Team Score: **301.050**

All-Arounders

	Montague				
FX	12.000				
PH	9.150				
SR	11.500				
VT	13.100				
PB	12.150				
HB	11.500				
AA	69.400				

All-Arounders

	Bloom	Lay man			
	11.800	12.250			
	11.400	11.100			
	12.450	11.600			
	13.050	13.750			
	12.900	12.550			
	12.550	10.800			
	74.150	72.050			

Judge's Signatures * FX Tom Kutz * PH Tim Michaels * SR Andrew Brown * VT Reid Holbrook * PB Aaron Fortunado * HB Amanda Stroud
 * Head Judge FX Jim Shaw PH Nathan Fortunado SR Jon Portillo VT Peter Wiegling PB Lynn Bowman HB Nat Hammond
 Coach's Signature _____ Coach's Signature _____